



Graduation Summary 2020-2021

Office of Institutional Research • No. 33, September 2021

Statistics on OSU degrees and certificates earned in Summer, Fall, Winter, or Spring.

Degrees Conferred by Degree Type

| | 2018-2019 | 2019-2020 | 2020-2021 |
|---|--------------|--------------|--------------|
| Doctor of Education | 4 | 7 | 5 |
| Doctor of Pharmacy | 95 | 83 | 82 |
| Doctor of Philosophy | 286 | 254 | 245 |
| Doctor of Veterinary Medicine | 57 | 55 | 69 |
| | <u>442</u> | <u>399</u> | <u>401</u> |
| Executive Master of Public Policy | 0 | 0 | 1 |
| Master of Adapted Physical Education | 0 | 5 | 6 |
| Master of Arts | 33 | 25 | 21 |
| Master of Arts in Interdisciplinary Studies | 13 | 11 | 9 |
| Master of Arts Teaching | 55 | 57 | 43 |
| Master of Athletic Training | 9 | 7 | 13 |
| Master of Business Administration | 63 | 86 | 91 |
| Master of Counseling | 51 | 46 | 59 |
| Master of Education | 16 | 33 | 29 |
| Master of Engineering | 123 | 145 | 190 |
| Master of Fine Arts | 20 | 21 | 20 |
| Master of Forestry | 6 | 5 | 5 |
| Master of Health Physics | 17 | 14 | 29 |
| Master of Natural Resources | 32 | 33 | 30 |
| Master of Public Health | 46 | 57 | 46 |
| Master of Public Policy | 20 | 14 | 17 |
| Master of Science | 422 | 412 | 367 |
| Master of Science in Business | 0 | 37 | 54 |
| Professional Science Master | 10 | 15 | 31 |
| | <u>936</u> | <u>1,023</u> | <u>1,061</u> |
| Bachelor of Arts | | | |
| College of Agricultural Sciences | 1 | 0 | 0 |
| College of Business | 5 | 1 | 3 |
| College of Education | 13 | 22 | 22 |
| College of Liberal Arts | 346 | 408 | 395 |
| College of Science | 1 | 0 | 0 |
| | <u>366</u> | <u>431</u> | <u>420</u> |
| Bachelor of Fine Arts | | | |
| College of Liberal Arts | 93 | 72 | 76 |
| | <u>93</u> | <u>72</u> | <u>76</u> |
| Bachelor of Science | | | |
| College of Agricultural Sciences | 463 | 350 | 400 |
| College of Business | 1,054 | 939 | 1,072 |
| College of Earth, Ocean, and Atmospheric Sciences | 100 | 144 | 177 |
| College of Education | 61 | 62 | 53 |
| College of Engineering | 1,573 | 1,589 | 1,624 |
| College of Forestry | 202 | 230 | 234 |
| College of Liberal Arts | 544 | 621 | 630 |
| College of Public Health and Human Sciences | 741 | 678 | 642 |
| College of Science | 521 | 631 | 594 |
| | <u>5,259</u> | <u>5,244</u> | <u>5,426</u> |
| Honors Bachelor of Arts | | | |
| College of Education | 0 | 1 | 0 |
| College of Engineering | 2 | 0 | 0 |
| College of Liberal Arts | 14 | 13 | 14 |
| College of Science | 1 | 0 | 0 |
| | <u>17</u> | <u>14</u> | <u>14</u> |
| Honors Bachelor of Science | | | |
| College of Agricultural Sciences | 19 | 7 | 11 |
| College of Business | 6 | 12 | 13 |
| College of Earth, Ocean, and Atmospheric Sciences | 8 | 10 | 8 |
| College of Education | 1 | 3 | 0 |
| College of Engineering | 55 | 44 | 75 |
| College of Forestry | 4 | 2 | 1 |
| College of Liberal Arts | 14 | 8 | 13 |
| College of Public Health and Human Sciences | 13 | 16 | 18 |
| College of Science | 40 | 77 | 68 |
| | <u>160</u> | <u>179</u> | <u>207</u> |
| Total Degrees Conferred | 7,273 | 7,362 | 7,605 |

Number of Degrees

| | 2018-19 | 2019-20 | 2020-21 |
|------------------------|--------------|--------------|--------------|
| Bachelor | 5,895 | 5,940 | 6,143 |
| Master | 923 | 1,012 | 1,052 |
| M.A.I.S. | 13 | 11 | 9 |
| Professional Doctorate | 152 | 138 | 151 |
| <u>PhD/EdD</u> | <u>290</u> | <u>261</u> | <u>250</u> |
| Total Degrees | 7,273 | 7,362 | 7,605 |

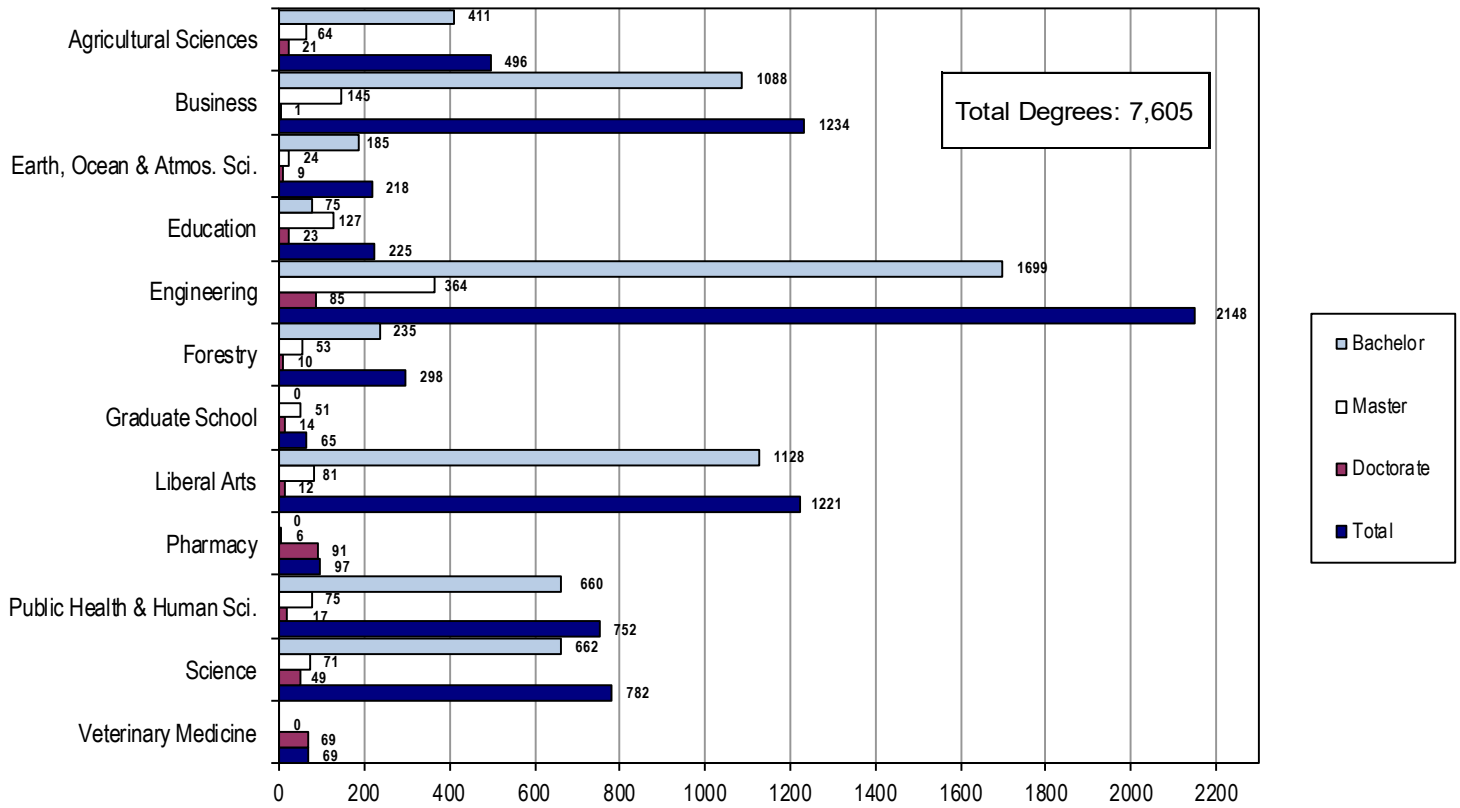
Number of Students

| | 2018-19 | 2019-20 | 2020-21 |
|-----------------------|--------------|--------------|--------------|
| Student Receiving | | | |
| 1 Degree | 6,697 | 6,800 | 7,047 |
| 2 Degrees | 276 | 278 | 273 |
| 3 Degrees | <u>8</u> | <u>2</u> | <u>4</u> |
| Total Students | 6,981 | 7,080 | 7,324 |

Index

| | Page |
|------------------------------------|------------|
| Age..... | 7 |
| By College / School..... | 2-5, 7-9 |
| By Degree Type..... | 1- 5, 7-10 |
| By Sex—Binary..... | 2-3, 7, 9 |
| By Major..... | 4-5 |
| By Residency..... | 7 |
| Certificates and Endorsements..... | 6 |
| Grade Point Averages..... | 9 |
| Highlights..... | 12 |
| History of Degree Conferred..... | 10 |
| International..... | 3 |

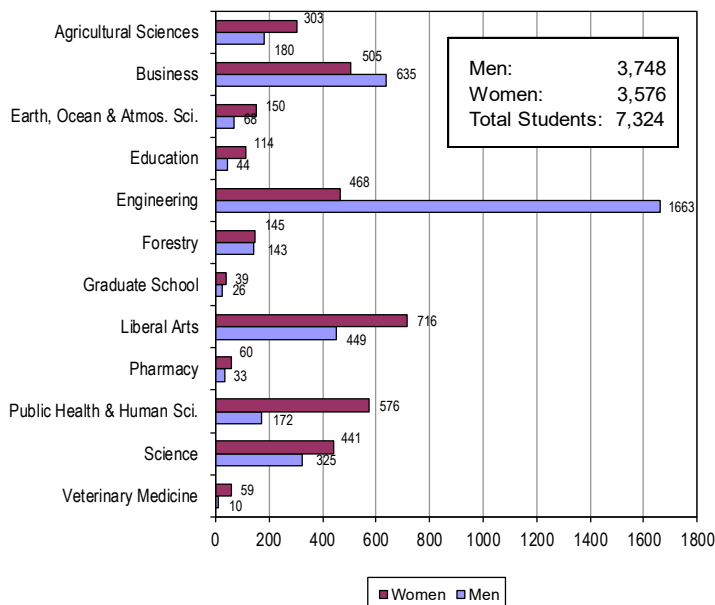
Degrees Conferred by Academic Unit and Degree Type



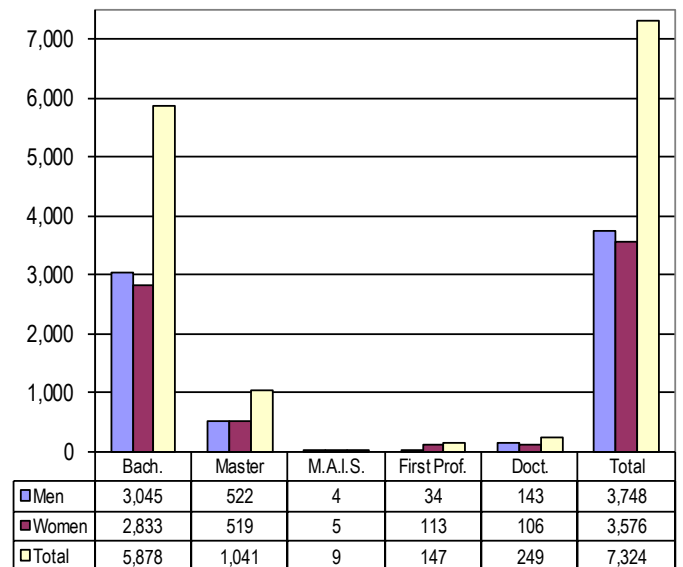
Duplicated headcount of students receiving more than one degree. Doctorate includes professional doctorate degrees.

Number of Students Graduated

By Academic Unit and Sex—Binary*



By Sex—Binary* and Degree Type



First Degree only, unduplicated headcount.

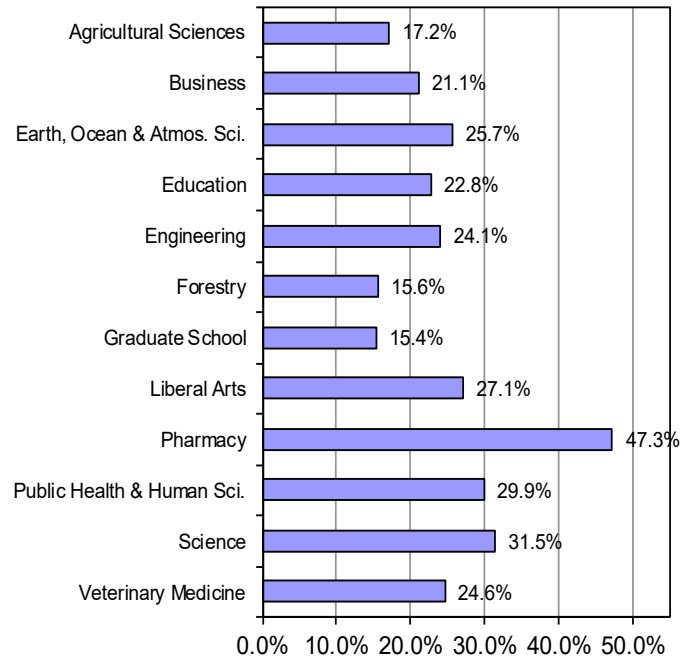
*These numbers are based on self-reported sex with two options to meet federal reporting requirements. OSU is working on data processes to collect and allow the reporting of gender identity categories, but these are not yet available in the student data system

Degrees Conferred to Students of Color / International Students

Degrees Awarded to Students of Color by Academic Unit and Degree Type

| College/School | American Indian/Alaskan | | | | Native Hawaiian/Pacific Islander | | Two or More Races | Total |
|--|-------------------------|------------|-----------|------------|----------------------------------|------------|-------------------|-------|
| | Native | Asian | Black | Hispanic | | | | |
| Agricultural Sciences | 1 | 12 | 2 | 42 | 2 | 24 | 83 | |
| Business | 2 | 73 | 7 | 84 | 2 | 73 | 241 | |
| Earth, Ocean & Atmos. Sci. | 3 | 6 | 3 | 27 | 0 | 17 | 56 | |
| Education | 1 | 10 | 4 | 11 | 1 | 9 | 36 | |
| Engineering | 4 | 213 | 26 | 149 | 6 | 115 | 513 | |
| Forestry | 5 | 5 | 2 | 12 | 0 | 21 | 45 | |
| Graduate School | 1 | 2 | 3 | 2 | 0 | 2 | 10 | |
| Liberal Arts | 7 | 54 | 28 | 140 | 5 | 82 | 316 | |
| Pharmacy | 0 | 34 | 1 | 6 | 0 | 3 | 44 | |
| Public Health & Human Sci. | 4 | 44 | 10 | 103 | 2 | 61 | 224 | |
| Science | 1 | 93 | 6 | 73 | 0 | 68 | 241 | |
| Veterinary Medicine | 0 | 7 | 2 | 5 | 0 | 3 | 17 | |
| Bachelor | 26 | 454 | 78 | 566 | 15 | 430 | 1,569 | |
| Master | 2 | 50 | 6 | 61 | 3 | 37 | 159 | |
| M.A.I.S. | 0 | 0 | 1 | 1 | 0 | 0 | 2 | |
| Professional Doctorate | 0 | 41 | 3 | 10 | 0 | 6 | 60 | |
| PhD/EdD | 1 | 8 | 6 | 16 | 0 | 5 | 36 | |
| Total Minorities | 29 | 553 | 94 | 654 | 18 | 478 | 1,826 | |
| Percent of degrees awarded to U.S. mir 25% | | | | | | | | |

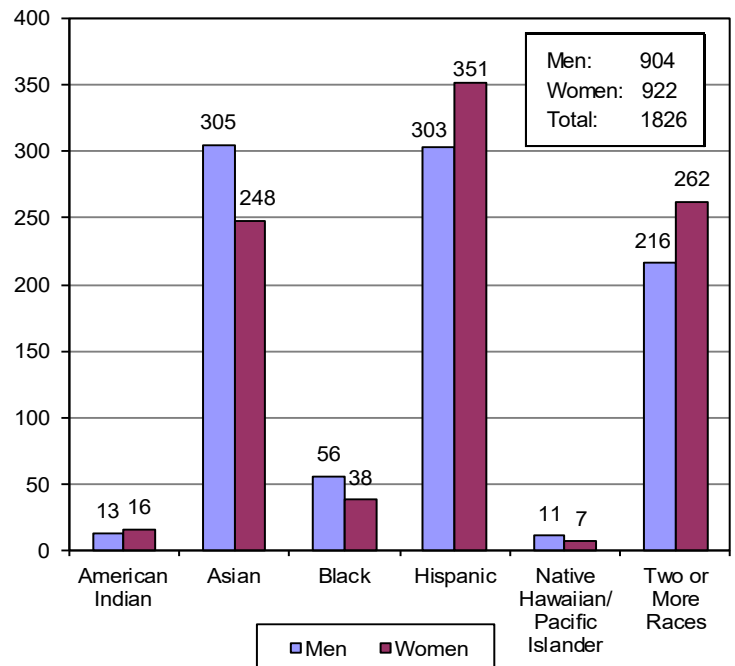
Percent Students of Color within Academic Unit



International Student Degrees by Academic Unit and Degree Type

| College/School | Professional | | | | | Total |
|--|--------------|------------|----------|-----------|-----------|------------|
| | Bachelor | Master | M.A.I.S. | Doctorate | PhD/EdD | |
| Agricultural Sciences | 14 | 6 | - | - | 5 | 25 |
| Business | 194 | 62 | - | - | - | 256 |
| Earth, Ocean & Atmos. Sci. | 7 | 1 | - | - | 4 | 12 |
| Education | - | - | - | - | - | - |
| Engineering | 206 | 206 | - | - | 52 | 464 |
| Forestry | 1 | 8 | - | - | 2 | 11 |
| Graduate School | - | 17 | - | - | 4 | 21 |
| Liberal Arts | 58 | 7 | - | - | 4 | 69 |
| Pharmacy | - | 1 | - | 1 | 5 | 7 |
| Public Health & Human Sci. | 20 | 16 | - | - | 2 | 38 |
| Science | 29 | 16 | - | - | 13 | 58 |
| Veterinary Medicine | - | - | - | 1 | - | 1 |
| Total | 529 | 340 | - | 2 | 91 | 962 |
| Percent of degrees awarded to International Students = 13% | | | | | | |

Degrees Awarded to Students of Color by Sex—Binary



First Degree only, unduplicated headcount. Students of Color status is self-reported. International students are identified by citizenship code. Students with unknown visa type are not included in International counts.

Degrees Awarded by Major—Academic Year

| COLLEGE/SCHOOL | BACH | MASTER | DOC | TOTAL |
|--|------------|-----------|-----------|------------|
| <u>College of Agricultural Sciences</u> | | | | |
| Agricultural and Food Business Management | 3 | - | - | 3 |
| Agricultural Business Management | 17 | - | - | 17 |
| Agricultural Education | - | 8 | - | 8 |
| Agricultural Sciences | 88 | - | - | 88 |
| Animal Science | - | 1 | - | 1 |
| Animal Sciences | 85 | - | - | 85 |
| Applied Economics | - | 3 | 4 | 7 |
| Bioresource Research | 11 | - | - | 11 |
| Botany | 12 | - | - | 12 |
| Botany and Plant Pathology | - | 5 | 4 | 9 |
| Crop and Soil Science | 9 | - | - | 9 |
| Crop Science | - | 1 | - | 1 |
| Environmental Economics and Policy | 17 | - | - | 17 |
| Fisheries and Wildlife Administration | - | 10 | - | 10 |
| Fisheries and Wildlife Sciences | 83 | - | - | 83 |
| Fisheries Science | - | 6 | 2 | 8 |
| Food Science and Technology | 33 | 14 | 1 | 48 |
| Horticulture | 41 | 4 | 2 | 47 |
| Rangeland Ecology and Management | - | 1 | - | 1 |
| Rangeland Sciences | 4 | - | - | 4 |
| Soil Science | - | 2 | 2 | 4 |
| Sustainability | 8 | - | - | 8 |
| Toxicology | - | 1 | 3 | 4 |
| Wildlife Science | - | 8 | 3 | 11 |
| TOTAL | 411 | 64 | 21 | 496 |

College of Business

| | | | | |
|----------------------------------|--------------|------------|----------|--------------|
| Accountancy | 92 | - | - | 92 |
| Apparel Design | 19 | - | - | 19 |
| Business | - | 54 | - | 54 |
| Business Administration | 361 | 91 | 1 | 453 |
| Business Analytics | 5 | - | - | 5 |
| Business Information Systems | 75 | - | - | 75 |
| Design and Innovation Management | 46 | - | - | 46 |
| Finance | 154 | - | - | 154 |
| Hospitality Management | 4 | - | - | 4 |
| Innovation Management | 2 | - | - | 2 |
| Interior Design | 18 | - | - | 18 |
| Management | 113 | - | - | 113 |
| Marketing | 137 | - | - | 137 |
| Merchandising Management | 50 | - | - | 50 |
| Sustainability | 12 | - | - | 12 |
| TOTAL | 1,088 | 145 | 1 | 1,234 |

| COLLEGE/SCHOOL | BACH | MASTER | DOC | TOTAL |
|------------------------------------|-----------|------------|-----------|------------|
| <u>College of Education</u> | | | | |
| Adult and Higher Education | - | 10 | 6 | 16 |
| Counseling | - | 59 | 11 | 70 |
| Education | 75 | 15 | 5 | 95 |
| Science Education | - | - | 1 | 1 |
| Teaching | - | 43 | - | 43 |
| TOTAL | 75 | 127 | 23 | 225 |

College of Earth, Ocean, and Atmospheric Sciences

| | | | | |
|---------------------------------------|------------|-----------|----------|------------|
| Earth Sciences | 54 | - | - | 54 |
| Environmental Sciences | 108 | - | - | 108 |
| Geography | - | 5 | 3 | 8 |
| Geography and Geospatial Science | 23 | - | - | 23 |
| Geology | - | 5 | 4 | 9 |
| Marine Resource Management | - | 8 | - | 8 |
| Ocean, Earth and Atmospheric Sciences | - | 6 | 2 | 8 |
| TOTAL | 185 | 24 | 9 | 218 |

College of Engineering

| | | | | |
|---------------------------------------|--------------|------------|-----------|--------------|
| Architectural Engineering | 6 | - | - | 6 |
| Bioengineering | 51 | 3 | - | 54 |
| Biological and Ecological Engineering | - | 2 | - | 2 |
| Chemical Engineering | 115 | 13 | 11 | 139 |
| Civil Engineering | 102 | 41 | 14 | 157 |
| Computer Science | 761 | 98 | 13 | 872 |
| Construction Engineering Management | 80 | - | - | 80 |
| Ecological Engineering | 27 | - | - | 27 |
| Electrical and Computer Engineering | 133 | 56 | 15 | 204 |
| Energy Systems Engineering | 19 | - | - | 19 |
| Environmental Engineering | 18 | 10 | 1 | 29 |
| Industrial Engineering | 57 | 20 | 5 | 82 |
| Manufacturing Engineering | 12 | - | - | 12 |
| Materials Science | - | 4 | 3 | 7 |
| Mechanical Engineering | 280 | 53 | 9 | 342 |
| Nuclear Engineering | 30 | 10 | 8 | 48 |
| Radiation Health Physics | 3 | 39 | - | 42 |
| Robotics | - | 15 | 6 | 21 |
| Sustainability | 5 | - | - | 5 |
| TOTAL | 1,699 | 364 | 85 | 2,148 |

College of Forestry

| | | | | |
|---|------------|-----------|-----------|------------|
| Forest Ecosystems and Society | - | 7 | 5 | 12 |
| Forest Engineering | 9 | - | - | 9 |
| Forestry | 32 | - | - | 32 |
| Natural Resources | 160 | 30 | - | 190 |
| Renewable Materials | 10 | - | - | 10 |
| Sustainability | 10 | - | - | 10 |
| Sustainable Forest Management | - | 9 | 4 | 13 |
| Tourism, Recreation, and Adventure Leadership | 14 | - | - | 14 |
| Wood Science | - | 7 | 1 | 8 |
| TOTAL | 235 | 53 | 10 | 298 |

| COLLEGE/SCHOOL | BACH | MASTER | DOC | TOTAL |
|---------------------------------------|----------|-----------|-----------|-----------|
| <u>Graduate School</u> | | | | |
| Comparative Health Sciences | - | 8 | 3 | 11 |
| Environmental Sciences | - | 23 | 3 | 26 |
| Interdisciplinary Studies | - | 9 | - | 9 |
| Molecular and Cellular Biology | - | 1 | 5 | 6 |
| Water Resources Engineering | - | 1 | 2 | 3 |
| Water Resources Policy and Management | - | 7 | - | 7 |
| Water Resources Science | - | 2 | 1 | 3 |
| TOTAL | - | 51 | 14 | 65 |

College of Liberal Arts

| | | | | |
|---|-----|----|---|-----|
| American Studies | 3 | - | - | 3 |
| Anthropology | 67 | - | - | 67 |
| Applied Anthropology | - | 4 | 3 | 7 |
| Applied Ethics | - | 2 | - | 2 |
| Applied Visual Arts | 3 | - | - | 3 |
| Art | 21 | - | - | 21 |
| Arts, Media, and Technology | 3 | - | - | 3 |
| College Student Services Administration | - | 19 | - | 19 |
| Creative Writing | - | 20 | - | 20 |
| Digital Communication Arts | 91 | - | - | 91 |
| Economics | 111 | - | - | 111 |
| English | 48 | 6 | - | 54 |
| Environmental Arts and Humanities | - | 2 | - | 2 |
| Ethnic Studies | 9 | - | - | 9 |
| French | 17 | - | - | 17 |
| German | 13 | - | - | 13 |
| Graphic Design | 41 | - | - | 41 |
| History | 62 | - | - | 62 |
| History and Philosophy of Science | - | 1 | - | 1 |
| History of Science | - | 2 | - | 2 |
| International Studies | 1 | - | - | 1 |
| Liberal Studies | 64 | - | - | 64 |
| Music | 27 | - | - | 27 |
| Philosophy | 8 | - | - | 8 |
| Political Science | 77 | - | - | 77 |
| Psychology | 279 | 2 | 3 | 284 |
| Public Policy | 2 | 18 | 4 | 24 |
| Religious Studies | 7 | - | - | 7 |
| Social Science | 8 | - | - | 8 |
| Sociology | 80 | - | - | 80 |
| Spanish | 16 | - | - | 16 |

| COLLEGE/SCHOOL | BACH | MASTER | DOC | TOTAL |
|--------------------------------------|--------------|-----------|-----------|--------------|
| Speech Communication | 55 | - | - | 55 |
| Sustainability | 5 | - | - | 5 |
| Women, Gender, and Sexuality Studies | 10 | 5 | 2 | 17 |
| TOTAL | 1,128 | 81 | 12 | 1,221 |

College of Pharmacy

| | | | | |
|---------------------------------------|----------|----------|-----------|-----------|
| Pharmaceutical Sciences | - | 6 | 9 | 15 |
| Pharmacy, Doctor of Pharmacy (4-year) | - | - | 82 | 82 |
| TOTAL | - | 6 | 91 | 97 |

College of Public Health and Human Sciences

| | | | | |
|---------------------------------------|------------|-----------|-----------|------------|
| Adapted Physical Education | - | 6 | - | 6 |
| Athletic Training | - | 13 | - | 13 |
| Human Development and Family Sciences | 261 | - | - | 261 |
| Human Development and Family Studies | - | 2 | 3 | 5 |
| Kinesiology | 235 | 3 | 1 | 239 |
| Nutrition | 44 | 5 | 3 | 52 |
| Public Health | 120 | 46 | 10 | 176 |
| TOTAL | 660 | 75 | 17 | 752 |

College of Science

| | | | | |
|------------------------------------|------------|-----------|-----------|------------|
| Biochemistry and Biophysics | 10 | 2 | 1 | 13 |
| Biochemistry and Molecular Biology | 67 | - | - | 67 |
| BioHealth Sciences | 148 | - | - | 148 |
| Biology | 197 | - | - | 197 |
| Chemistry | 43 | 10 | 14 | 67 |
| Data Analytics | - | 20 | - | 20 |
| Integrative Biology | - | 1 | 9 | 10 |
| Mathematics | 57 | 13 | 10 | 80 |
| Microbiology | 42 | 3 | 5 | 50 |
| Physics | 33 | 7 | 6 | 46 |
| Statistics | - | 15 | 4 | 19 |
| Sustainability | 3 | - | - | 3 |
| Zoology | 62 | - | - | 62 |
| TOTAL | 662 | 71 | 49 | 782 |

College of Veterinary Medicine

| | | | | |
|---------------------------|----------|----------|-----------|-----------|
| Veterinary Medicine - DVM | - | - | 69 | 69 |
| TOTAL | - | - | 69 | 69 |

| | | | | |
|-------------------------|--------------|--------------|------------|--------------|
| TOTAL University | 6,143 | 1,061 | 401 | 7,605 |
|-------------------------|--------------|--------------|------------|--------------|

Master of Arts in Interdisciplinary Studies (M.A.I.S.) Degrees Conferred

| Concentration | Number |
|---|-----------|
| Adult Education | 1 |
| Anthropology | 1 |
| Botany and Plant Pathology | 1 |
| Business Administration | 1 |
| Education | 2 |
| English | 1 |
| Ethnic Studies | 1 |
| Geography | 1 |
| History | 3 |
| History of Science | 1 |
| Music | 1 |
| Political Science | 3 |
| Sociology | 1 |
| Speech Communication | 9 |
| Total | 27 |
| TOTAL NUMBER OF M.A.I.S. DEGREES AWARDED | 9 |

Note: Each M.A.I.S. degree is comprised of three concentrations, one primary and two secondary. One concentration must be from the College of Liberal Arts.

Certificates Conferred

| | Men | Women | Total |
|---|------------|------------|------------|
| Applied Ethics | 1 | - | 1 |
| Business Analytics | 5 | 1 | 6 |
| Business Fundamentals | 5 | 1 | 6 |
| College and University Teaching | 4 | 14 | 18 |
| CyberSecurity | 4 | - | 4 |
| Data Analytics | 4 | 4 | 8 |
| Dual Language Education | 1 | - | 1 |
| Energy Policy | - | 1 | 1 |
| Engineering Management | - | 1 | 1 |
| English for Speakers of Other Languages | 5 | 26 | 31 |
| Fisheries Management | 15 | 14 | 29 |
| Food in Culture and Social Justice | - | 2 | 2 |
| Forests and Climate Change | 2 | 3 | 5 |
| Geographic Information Science | 51 | 53 | 104 |
| Gerontology | - | 2 | 2 |
| Medical Humanities | 7 | 56 | 63 |
| Organic Agriculture | - | 1 | 1 |
| Organic Farming Systems | 1 | 1 | 2 |
| Peace Studies | 2 | 2 | 4 |
| Public Health | 1 | 3 | 4 |
| Scientific, Technical, and Professional Communicati | 1 | 3 | 4 |
| Sustainable Natural Resources | 7 | 7 | 14 |
| Urban Agriculture | 1 | - | 1 |
| Urban Forestry | 4 | 8 | 12 |
| Water Conflict Management and Transformation | 3 | 5 | 8 |
| Wildlife Management | 11 | 36 | 47 |
| Total | 135 | 244 | 379 |

Initial Licensures, and Endorsements Conferred

| | Men | Women | Total |
|--|-----------|------------|------------|
| Individuals Endorsed for Initial Teaching License* | 55 | 152 | 207 |
| *Unduplicated count of individuals with an initial teaching license. Initial counselors without a teaching license are not included. Most specialty endorsements are for all levels. | | | |
| INITIAL TEACHING LICENSE | | | |
| Advanced Mathematics | 6 | 11 | 17 |
| Agricultural Science & Technology | 1 | 9 | 10 |
| Biology Education | 6 | 13 | 19 |
| Chemistry Education | 1 | 6 | 7 |
| ESOL/Bilingual Education | 4 | 19 | 23 |
| Family & Consumer Science Education | - | 4 | 4 |
| Health Education | 2 | 4 | 6 |
| Integrated Science Education | 7 | 6 | 13 |
| Language Arts Education | 9 | 9 | 18 |
| Mathematics, Basic | 3 | 3 | 6 |
| Multiple Subjects - Early Childhood | 4 | 18 | 22 |
| Multiple Subjects - Elementary | 5 | 55 | 60 |
| Multiple Subjects - Middle School | 1 | 0 | 1 |
| Multiple Subjects - PK-12 | - | 26 | 26 |
| Music Education | 5 | 6 | 11 |
| Physical Education | 1 | 5 | 6 |
| Physical Education, Adapted | 1 | 5 | 6 |
| Physics Education | - | 2 | 2 |
| Social Studies Education | 17 | 6 | 23 |
| Total | 73 | 207 | 280 |

INITIAL COUNSELOR

| | | | |
|---|---|----|----|
| Counseling, School with Teaching License | 1 | 2 | 3 |
| Counseling, School without Teaching License | 7 | 22 | 29 |

ADD-ON (to existing credential)

| | | | |
|---|----------|-----------|-----------|
| Counseling, School without Teaching License | 1 | 0 | 1 |
| Dual Language Specialization | 1 | 5 | 6 |
| ESOL/Bilingual Education | 4 | 29 | 33 |
| Multiple Subjects - PK-12 | - | 1 | 1 |
| Total | 6 | 35 | 41 |

ROTC Commissions

| | 2016-17 | 2017-18 | 2018-19 | 2019-20 | 2020-21 |
|--------------|-----------|-----------|-----------|-----------|-----------|
| Air Force | 7 | 17 | 9 | 12 | 13 |
| Army | 12 | 13 | 10 | 18 | 20 |
| Navy/Marines | 19 | 15 | 14 | 19 | 18 |
| TOTAL | 38 | 45 | 33 | 49 | 51 |

Source: ROTC units.

Degrees Conferred by Type and College

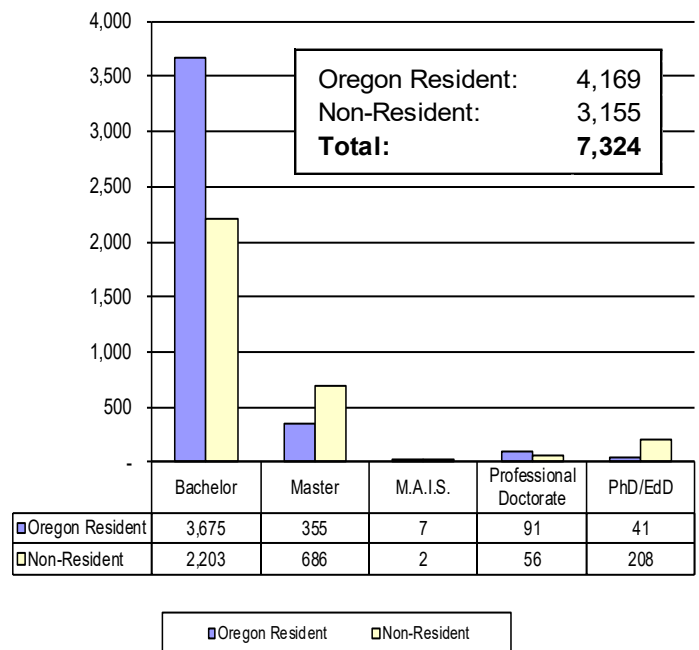
| Degree | AGR | BUS | EOAS | ED | ENGR | FOR | GRAD | LA | PHARM | PHHS | SCI | VM | Total |
|--|------------|--------------|------------|------------|--------------|------------|-----------|--------------|-----------|------------|------------|-----------|--------------|
| BA Bachelor of Arts | - | 3 | - | 22 | - | - | - | 395 | - | - | - | - | 420 |
| BFA Bachelor of Science | - | - | - | - | - | - | - | 76 | - | - | - | - | 76 |
| BS Bachelor of Science | 400 | 1,072 | 177 | 53 | 1,624 | 234 | - | 630 | - | 642 | 594 | - | 5,426 |
| HBA Honors Bachelor of Arts | - | - | - | - | - | - | - | 14 | - | - | - | - | 14 |
| HBS Honors Bachelor of Science | 11 | 13 | 8 | - | 75 | 1 | - | 13 | - | 18 | 68 | - | 207 |
| EDM Master of Education | - | - | - | 10 | - | - | - | 19 | - | - | - | - | 29 |
| EMPP Executive Master of Public Policy | - | - | - | - | - | - | - | 1 | - | - | - | - | 1 |
| MA Master of Arts | - | - | - | - | - | - | - | 21 | - | - | - | - | 21 |
| MAPE Master of Adapted Physical Education | - | - | - | - | - | - | - | - | - | 6 | - | - | 6 |
| MAT Master of Arts Teaching | - | - | - | 43 | - | - | - | - | - | - | - | - | 43 |
| MATRN Master of Athletic Training | - | - | - | - | - | - | - | - | - | 13 | - | - | 13 |
| MBA Master of Business Administration | - | 91 | - | - | - | - | - | - | - | - | - | - | 91 |
| MCOUN Master of Counseling | - | - | - | 59 | - | - | - | - | - | - | - | - | 59 |
| MENG Master of Engineering | - | - | - | - | 190 | - | - | - | - | - | - | - | 190 |
| MF Master of Forestry | - | - | - | - | - | 5 | - | - | - | - | - | - | 5 |
| MFA Master of Fine Arts | - | - | - | - | - | - | - | 20 | - | - | - | - | 20 |
| MHP Master of Health Physics | - | - | - | - | 29 | - | - | - | - | - | - | - | 29 |
| MNR Master of Natural Resources | - | - | - | - | - | 30 | - | - | - | - | - | - | 30 |
| MPH Master of Public Health | - | - | - | - | - | - | - | - | - | 46 | - | - | 46 |
| MPP Master of Public Policy | - | - | - | - | - | - | - | 17 | - | - | - | - | 17 |
| MS Master of Science | 54 | - | 24 | 15 | 145 | 18 | 21 | 3 | 6 | 10 | 71 | - | 367 |
| MSB Master of Science in Business | - | 54 | - | - | - | - | - | - | - | - | - | - | 54 |
| PSM Professional Science Master | 10 | - | - | - | - | - | 21 | - | - | - | - | - | 31 |
| MAIS Master of Arts in Interdisciplinary Studies | - | - | - | - | - | - | 9 | - | - | - | - | - | 9 |
| D PHAR Doctor of Pharmacy | - | - | - | - | - | - | - | - | 82 | - | - | - | 82 |
| DVM Doctor of Veterinary Medicine | - | - | - | - | - | - | - | - | - | - | - | 69 | 69 |
| EDD Doctor of Education | - | - | - | 5 | - | - | - | - | - | - | - | - | 5 |
| PHD Doctor of Philosophy | 21 | 1 | 9 | 18 | 85 | 10 | 14 | 12 | 9 | 17 | 49 | - | 245 |
| TOTAL | 496 | 1,234 | 218 | 225 | 2,148 | 298 | 65 | 1,221 | 97 | 752 | 782 | 69 | 7,605 |

Average Age of Graduates

| College/School | Bachelor | Master | Professional | | PhD/EdD |
|----------------|-------------|-------------|--------------|-------------|-------------|
| | | | M.A.I.S | Doctorate | |
| AGR | 26.7 | 30.5 | | | 32.4 |
| BUS | 24.1 | 30.0 | | | |
| EOAS | 26.3 | 29.4 | | | 36.6 |
| ED | 25.3 | 32.4 | | | 43.4 |
| ENGR | 26.3 | 27.9 | | | 32.5 |
| FOR | 28.1 | 33.1 | | | 37.9 |
| GRAD | | 32.0 | 34.4 | | 36.0 |
| LA | 26.5 | 31.4 | | | 34.2 |
| PHARM | | 29.5 | | 28.4 | 32.8 |
| PHHS | 24.6 | 27.2 | | | 33.9 |
| SCI | 23.6 | 30.7 | | | 31.3 |
| VM | | | | 29.5 | |
| All | 25.6 | 29.8 | 34.4 | 28.9 | 34.0 |

*Average age is not available for the group of graduates less than 10.

Residency of Graduates



First Degree only, unduplicated headcount.

Headcount of Students Awarded a Degree by Academic Unit

| College/School | <i>Bachelor</i> | | <i>Master</i> | | <i>PhD/EdD</i> | | <i>All</i> | |
|--|-----------------|---------------------------------|---------------|---------------------------------|----------------|---------------------------------|----------------|--------------|
| | # of Students | % of Total Bach. Deg. for Univ. | # of Students | % of Total Mast. Deg. for Univ. | # of Students | % of Total Doct. Deg. for Univ. | Total Students | % |
| Agricultural Sciences | 399 | 6.8 | 63 | 6.0 | 21 | 5.3 | 483 | 6.6 |
| Business | 1,002 | 17.0 | 137 | 13.0 | 1 | 0.3 | 1,140 | 15.6 |
| Earth, Ocean, and Atmospheric Sciences | 185 | 3.1 | 24 | 2.3 | 9 | 2.3 | 218 | 3.0 |
| Education | 8 | 0.1 | 127 | 12.1 | 23 | 5.8 | 158 | 2.2 |
| Engineering | 1,683 | 28.6 | 363 | 34.6 | 85 | 21.5 | 2,131 | 29.1 |
| Forestry | 225 | 3.8 | 53 | 5.0 | 10 | 2.5 | 288 | 3.9 |
| Graduate School* | 0 | 0.0 | 51 | 4.9 | 14 | 3.5 | 65 | 0.9 |
| Liberal Arts | 1,072 | 18.2 | 81 | 7.7 | 12 | 3.0 | 1,165 | 15.9 |
| Pharmacy** | 0 | 0.0 | 6 | 0.6 | 87 | 22.0 | 93 | 1.3 |
| Public Health and Human Sciences | 656 | 11.2 | 75 | 7.1 | 17 | 4.3 | 748 | 10.2 |
| Science | 648 | 11.0 | 70 | 6.7 | 48 | 12.1 | 766 | 10.5 |
| Veterinary Medicine*** | 0 | 0.0 | 0 | 0.0 | 69 | 17.4 | 69 | 0.9 |
| TOTAL | 5,878 | 100.0 | 1,050 | 100.0 | 396 | 100.0 | 7,324 | 100.0 |

First degree only, unduplicated headcount.

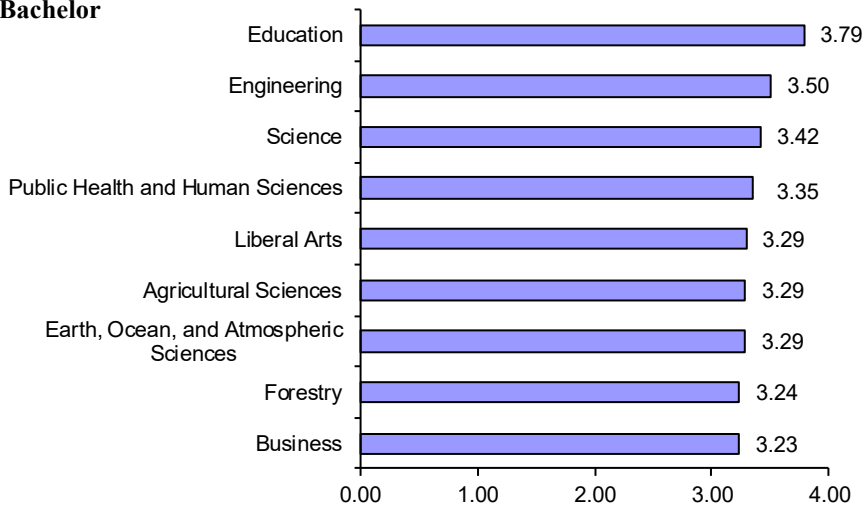
**Masters in Graduate School include students receiving M.A.I.S. degrees.*

***Include Pharm D. Professional Doctorate degrees.*

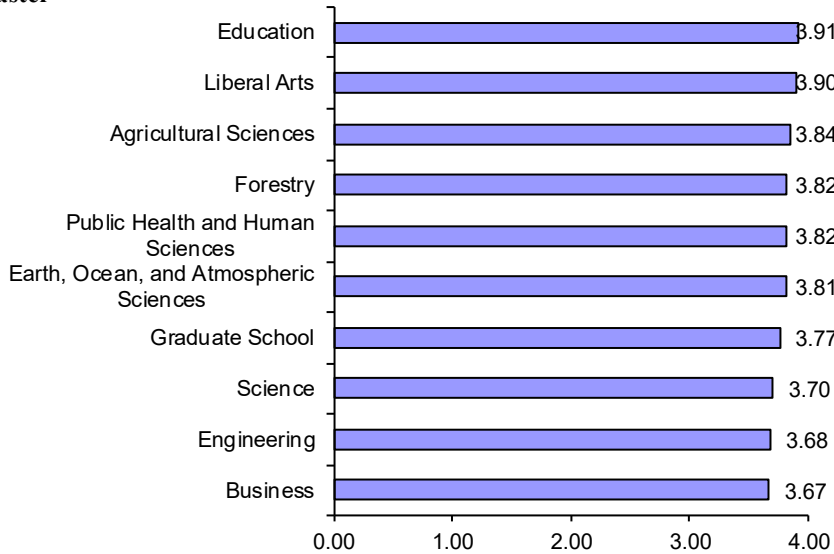
****Include D.V.M. Professional Doctorate degrees.*

Grade Point Average of Graduates

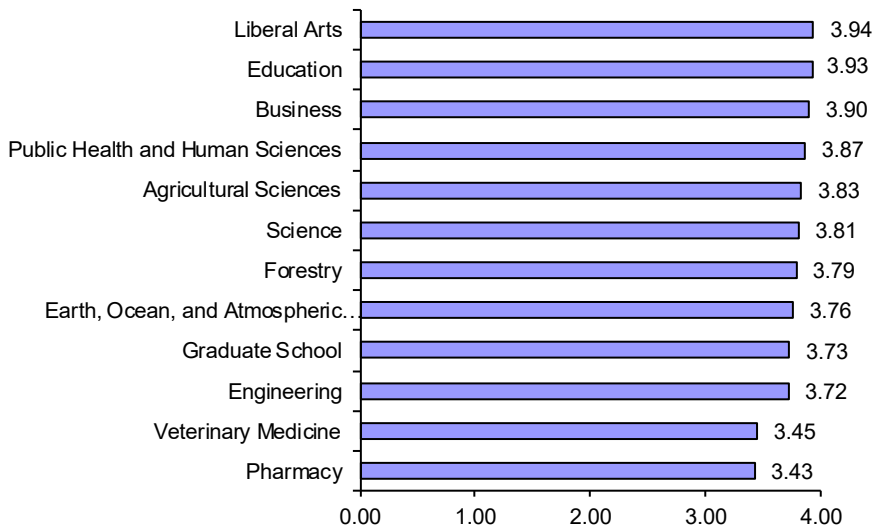
Bachelor



Master



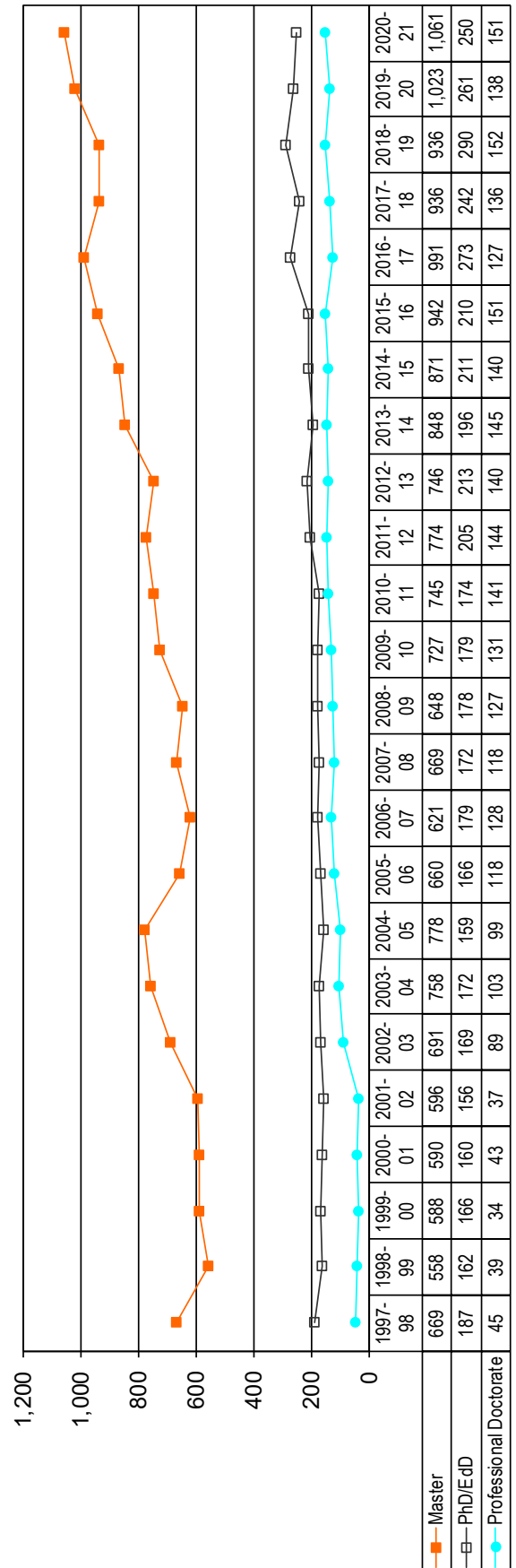
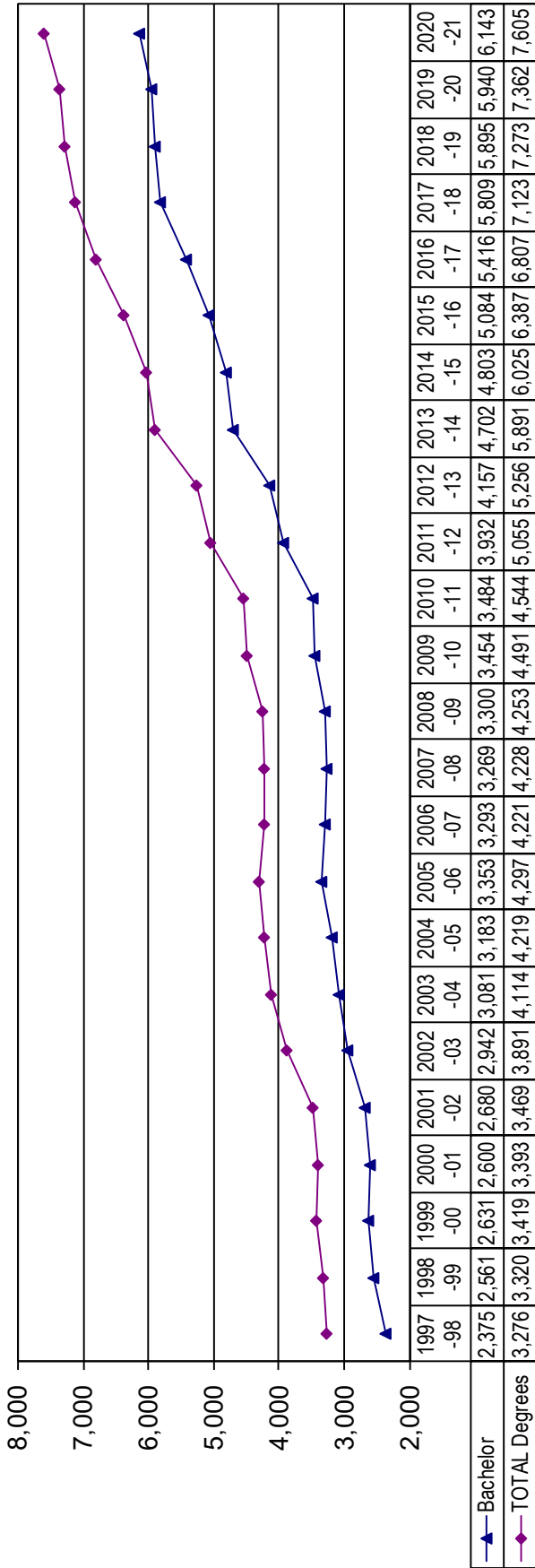
PhD/EdD and Professional Doctorate



Grade Point Average- by Degree Type and Sex—Binary

| | 2019-20 | 2020-21 |
|-------------------------------|---------|-------------|
| Bachelor | | |
| Men | 3.30 | 3.34 |
| Women | 3.36 | 3.38 |
| ALL | 3.33 | 3.36 |
| Master | | |
| Men | 3.69 | 3.70 |
| Women | 3.79 | 3.82 |
| ALL | 3.74 | 3.76 |
| M.A.I.S. | | |
| Men | 3.40 | 3.89 |
| Women | 3.54 | 3.82 |
| ALL | 3.50 | 3.85 |
| Professional Doctorate | | |
| Men | 3.34 | 3.37 |
| Women | 3.47 | 3.44 |
| ALL | 3.43 | 3.42 |
| PhD/EdD | | |
| Men | 3.77 | 3.77 |
| Women | 3.82 | 3.82 |
| ALL | 3.79 | 3.79 |
| All Graduates | | |
| Men | 3.37 | 3.41 |
| Women | 3.44 | 3.46 |
| ALL | 3.40 | 3.43 |

Degrees Conferred by Degree type: Academic Years 1997-98 to 2019-20



Highlights

- Oregon State University has awarded total 273,788 degrees over the past 152 years. Due to the COVID-19 pandemic, OSU 2021 Commencement was held virtually.
- OSU Cascades awarded 269 degrees, including 210 bachelors and 59 masters degrees, representing 3.5% of degrees awarded at OSU during 2020-21
- OSU Ecampus awarded 1,395 degrees, including 1169 bachelors, 206 masters, and 20 PhD/EdD degrees, representing 15.3% of degrees awarded at OSU during 2020-21.
- College of Engineering continues to be the largest source of degrees awarded, this has been the case for 10 years.