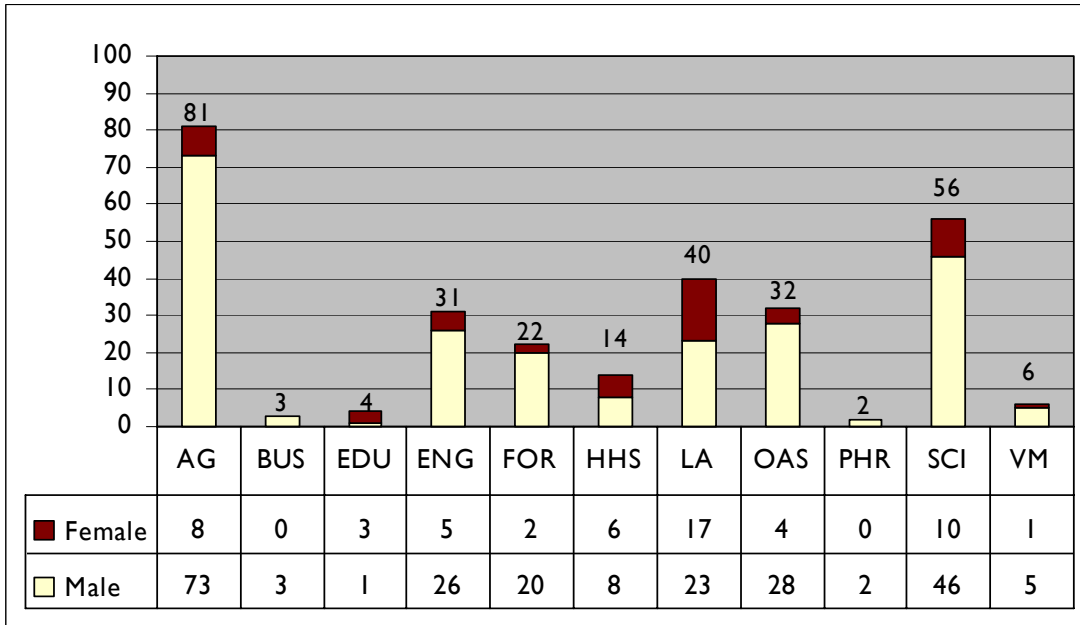


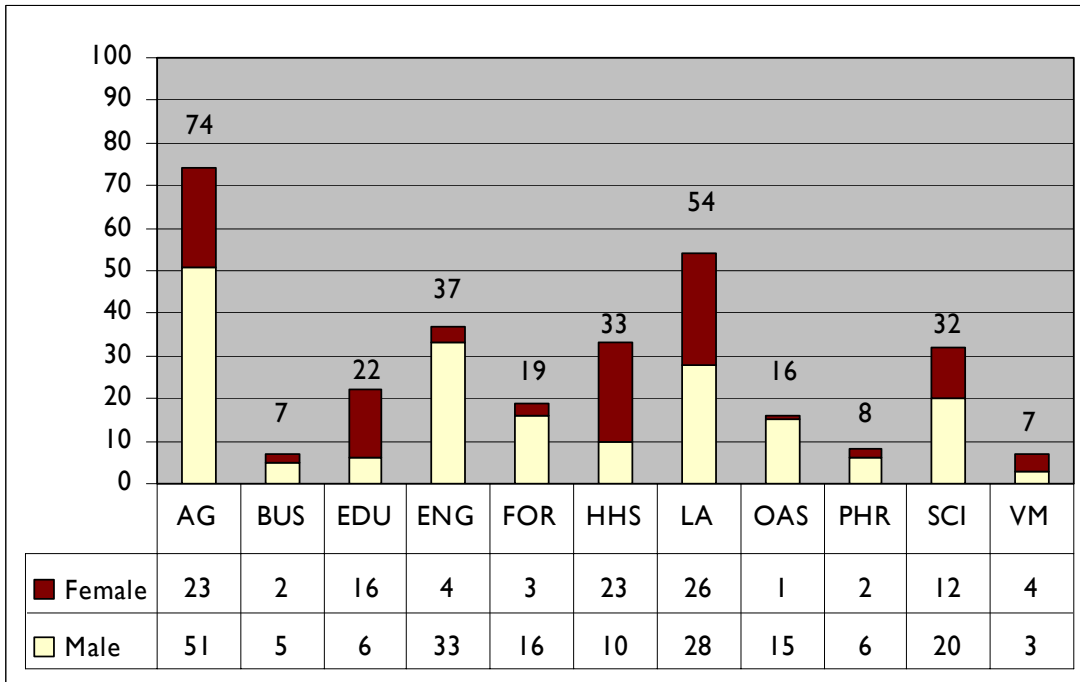
Full-Time Faculty (0.9 to 1.0 FTE)

Selected Ranks by College and Gender – Academic Year 2006-07

Professor



Associate Professor



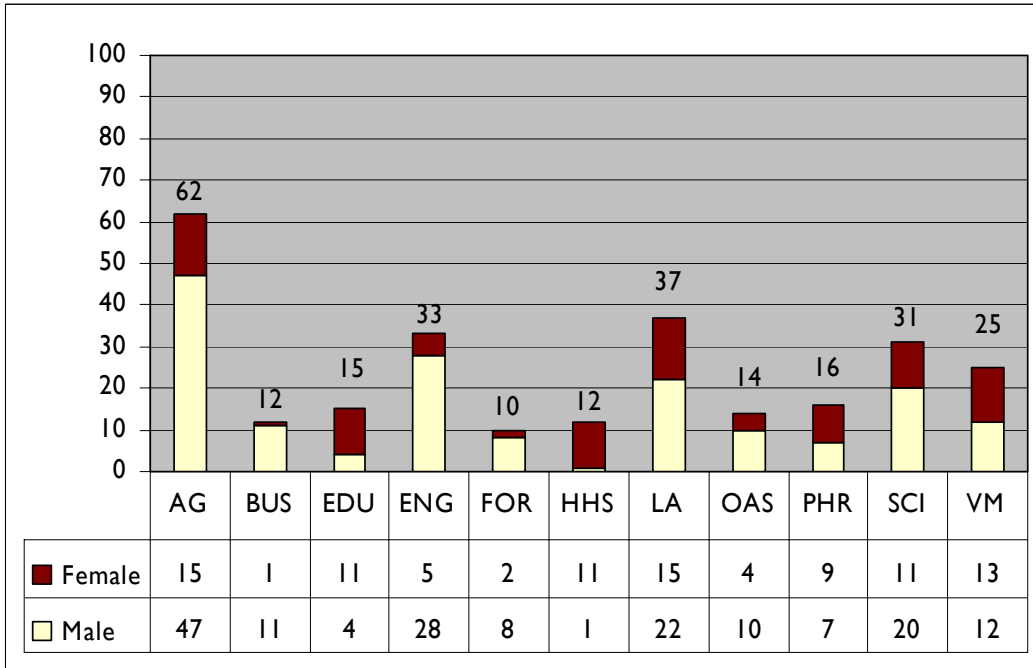
Note: AG includes Ag Experiment Stations; FOR includes Forest Research Laboratory.

Source: Fall 2006 OUS Faculty/Staff database

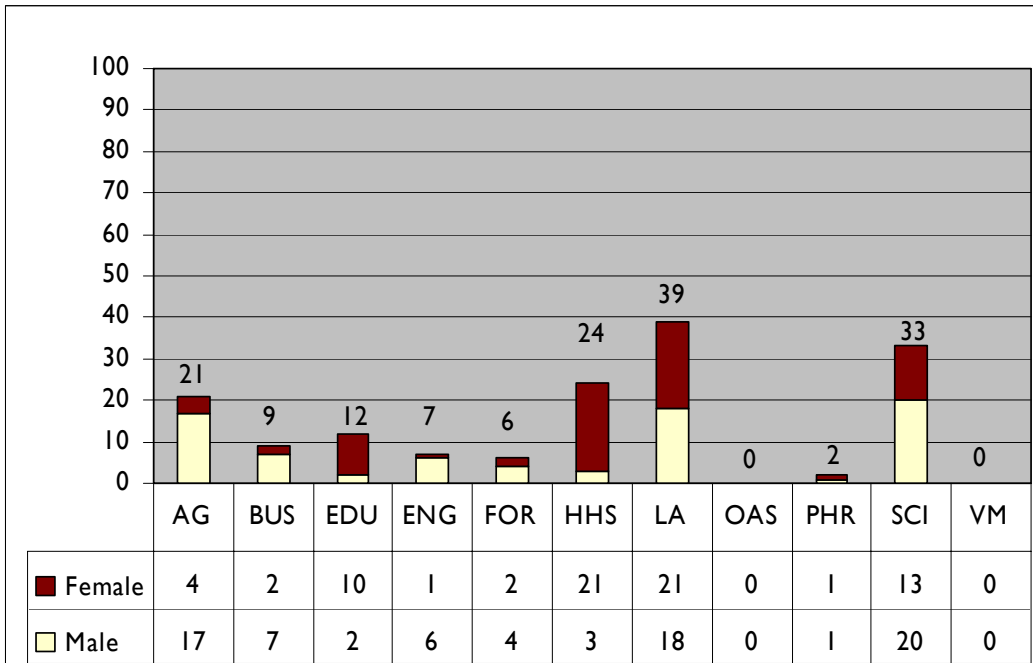
Full-Time Faculty (0.9 to 1.0 FTE)

Selected Ranks by College and Gender – Academic Year 2006-07

Assistant Professor



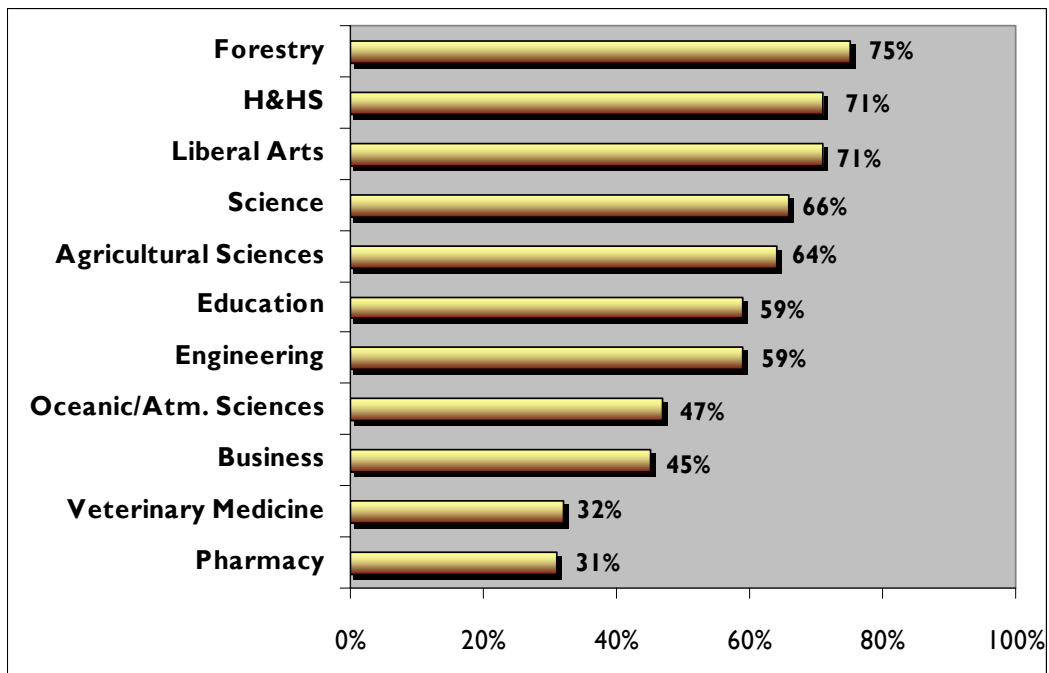
Instructor



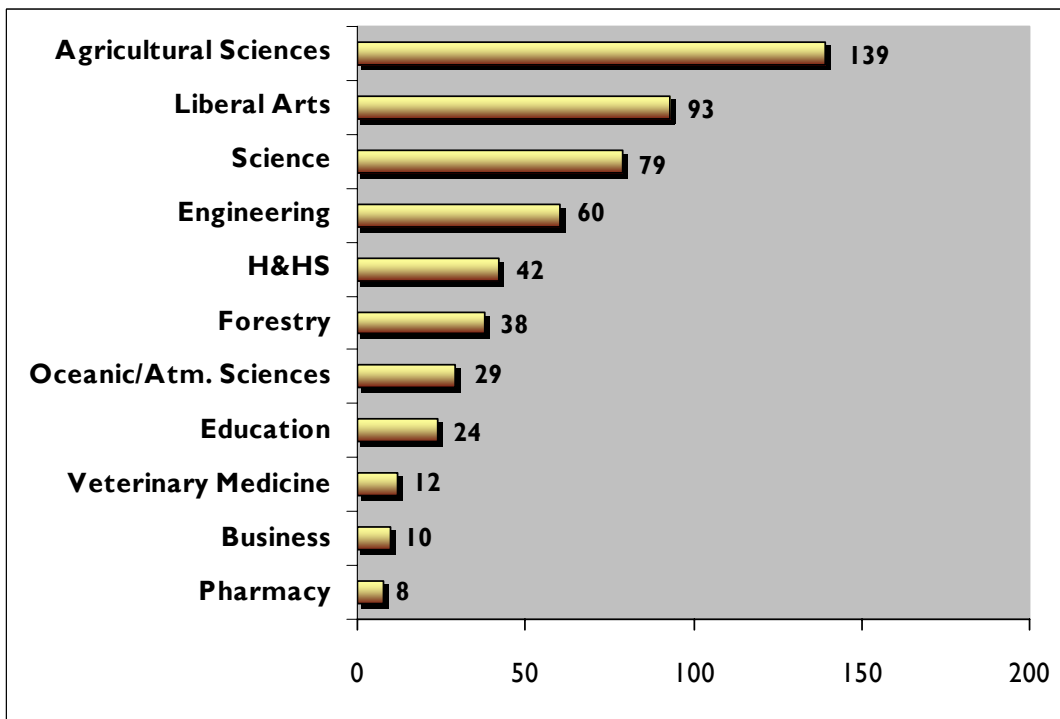
Note: AG includes Ag Experiment Stations; FOR includes Forest Research Laboratory.
 Source: Fall 2006 OUS Faculty / Staff database

Tenured Full-Time Faculty by College/Unit Academic Year 2006-07

Percent Tenured



Number Tenured

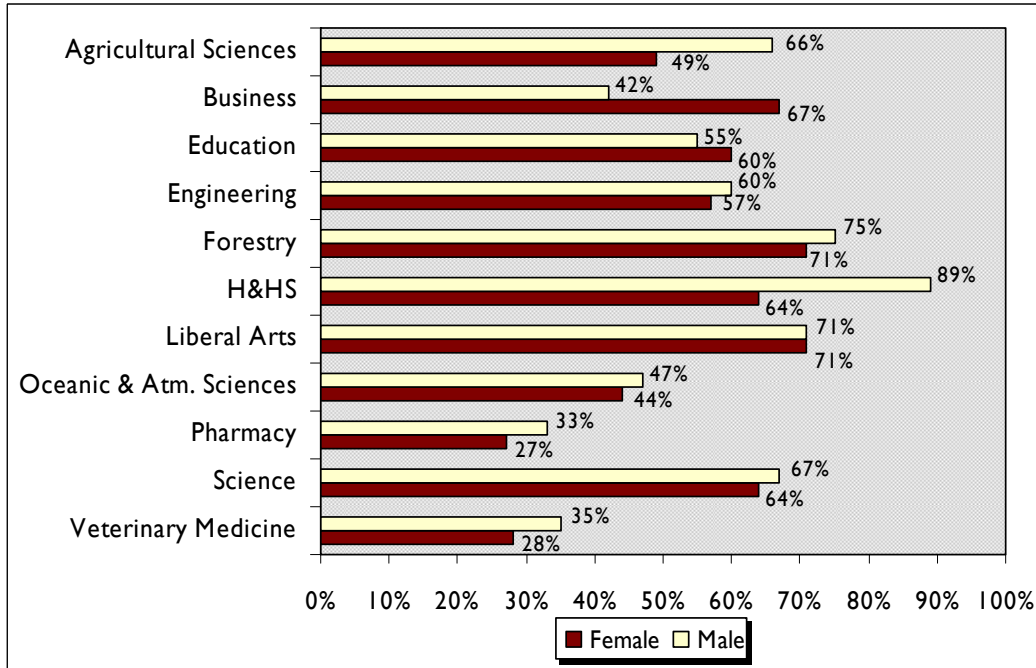


Note: Rank includes professor, associate professor, and assistant professor only.

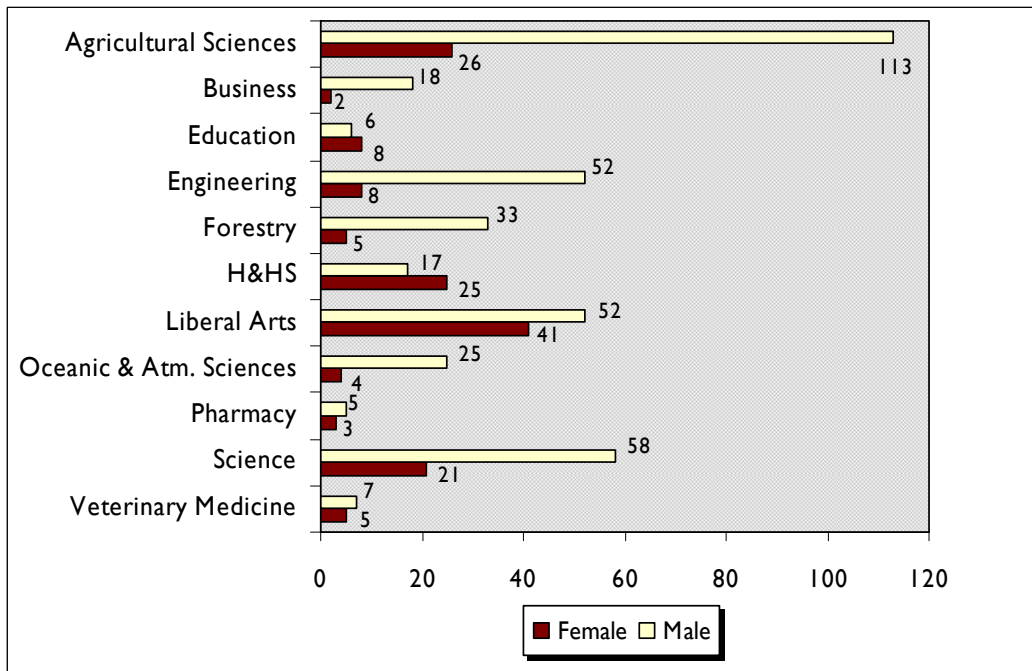
Source: Fall 2006 OUS Faculty / Staff database

Tenured Full-Time Faculty by College and Gender Academic Year 2006-07

Percent Tenured



Number Tenured

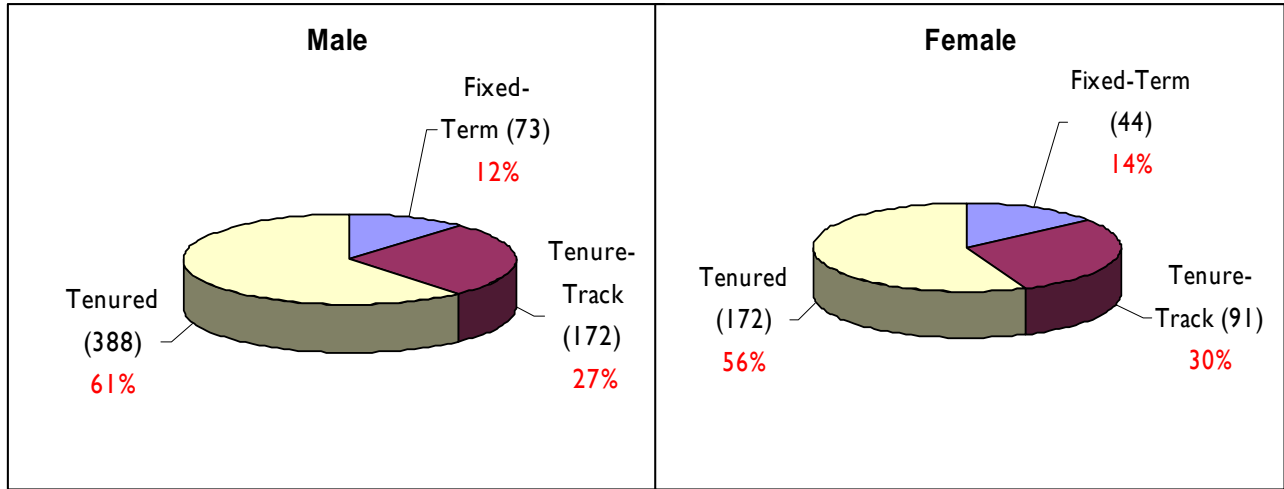


Note: Rank includes professor, associate professor, and assistant professor only.

Source: Fall 2006 OUS Faculty / Staff database

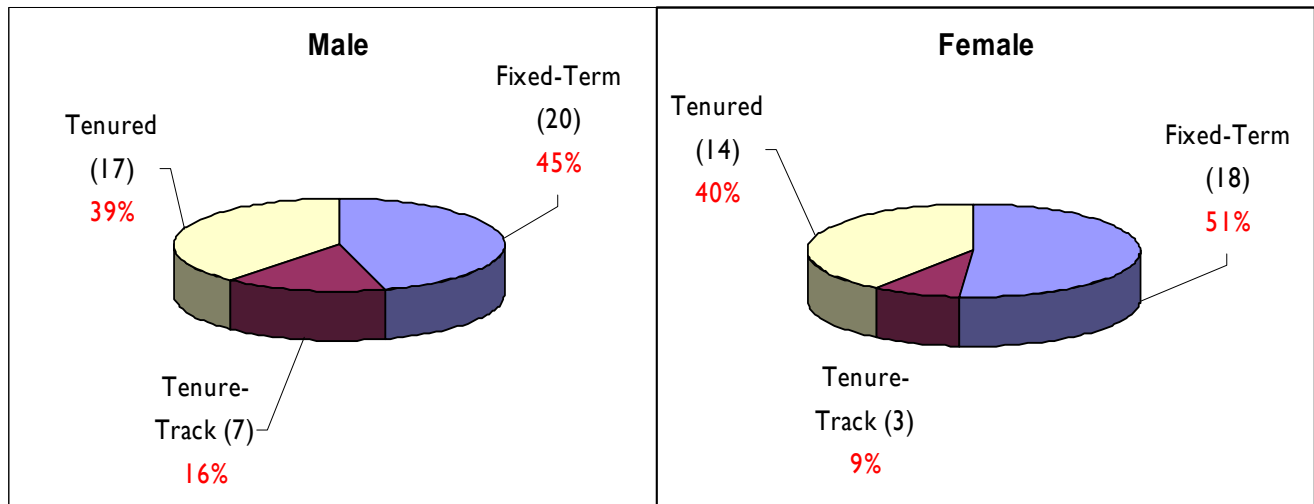
Tenure Status of OSU Faculty By Appointment Type and Gender – Academic Year 2006-07

Full-Time Faculty (0.9 to 1.0 FTE)



TOTAL: 940

Part-Time Faculty (Less than 0.9 FTE)



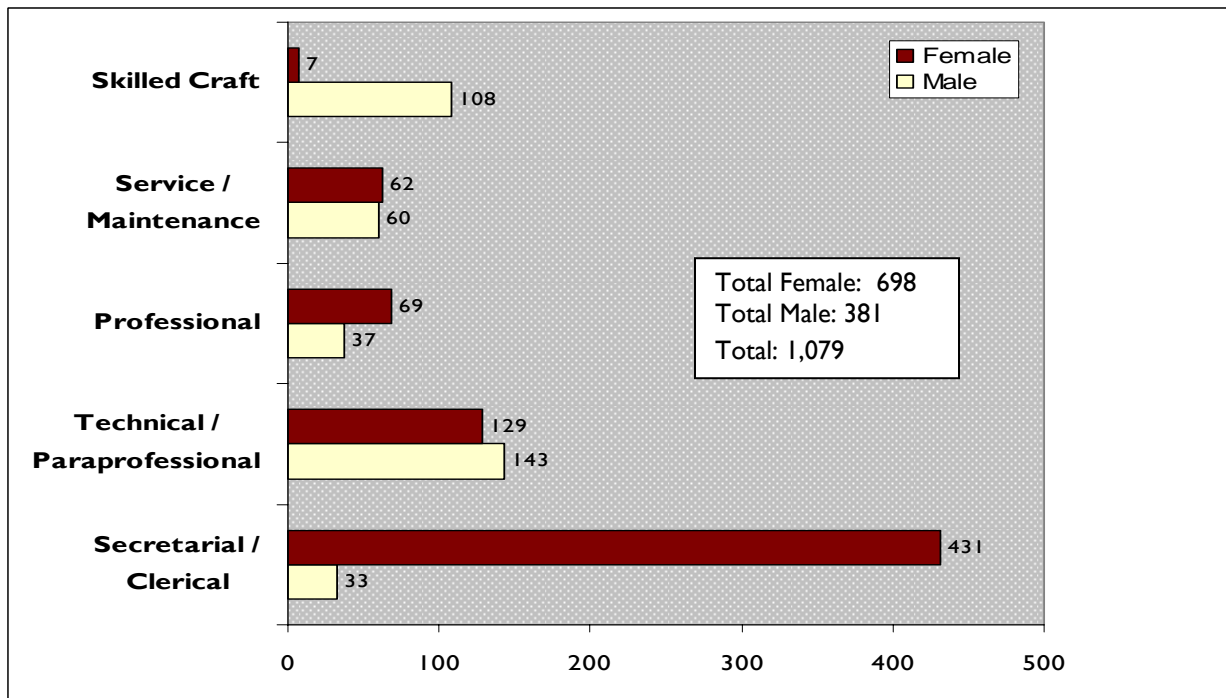
TOTAL: 79

Note: Rank includes professor, associate professor, and assistant professor only.

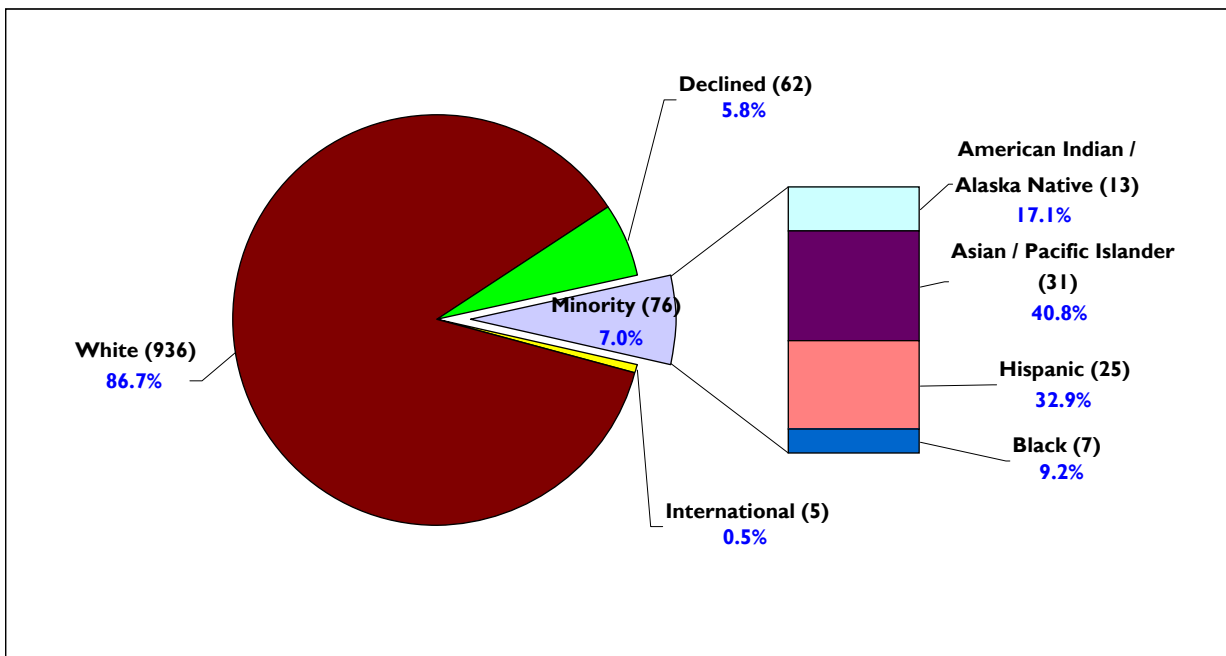
Source: Fall 2006 OUS Faculty / Staff database

Full-Time Classified Employees Academic Year 2006-07

Job Category and Gender



Number of Full-Time Employees



Note: Full-time = 1.0 FTE (temporary employees excluded)

EEO6 categories are designated by the U.S. Equal Employment Opportunity Commission.

Source: Fall 2006 OUS Faculty / Staff database

Full-Time Faculty Mean Salary (0.9 to 1.0 FTE) By Rank and Unit / College – Academic Year 2006-07

Unit/College	Professor		Assoc. Professor		Assistant Professor	
	Salary	No.	Salary	No.	Salary	No.
*Agricultural Sciences	\$76,324	81	\$57,054	74	\$52,867	62
Business	\$96,837	3	\$84,379	7	\$89,252	12
Education	\$60,311	4	\$52,595	22	\$43,336	15
Engineering	\$100,353	31	\$79,790	37	\$73,329	33
**Forestry	\$75,494	22	\$61,149	19	\$54,284	10
H&HS	\$89,240	14	\$60,833	33	\$50,777	13
Liberal Arts	\$75,312	40	\$54,270	54	\$50,251	37
Oceanic & Atm. Sciences	\$84,645	32	\$64,838	16	\$55,240	14
Pharmacy	\$119,102	2	\$71,870	8	\$60,644	16
Science	\$85,190	56	\$64,342	32	\$54,952	31
Veterinary Medicine	\$99,124	6	\$77,674	7	\$71,242	25
Unit/College	Sr. Instructor		Instructor		Research Assoc.	
	Salary	No.	Salary	No.	Salary	No.
*Agricultural Sciences	\$53,293	3	\$42,568	18	\$33,299	42
Business	\$64,683	1	\$47,547	8		0
Education	\$41,767	2	\$33,230	10		0
Engineering	\$62,483	1	\$49,884	6	\$40,915	8
**Forestry	\$40,446	2	\$43,274	4	\$36,046	20
H&HS	\$45,012	5	\$35,302	19	\$33,961	2
Liberal Arts	\$44,370	6	\$29,705	33		0
Oceanic & Atm. Sciences		0		0	\$40,477	21
Pharmacy	\$72,095	1	\$63,818	1	\$41,511	3
Science	\$47,926	11	\$39,057	22	\$28,534	46
Veterinary Medicine		0		0	\$29,150	4
Unit/College	Senior Research Asst.		Faculty Research Assistant		Professional Faculty	
	Salary	No.	Salary	No.	Salary	No.
*Agricultural Sciences	\$36,246	34	\$28,726	101	\$52,701	96
Business		0		0	\$54,838	24
Education		0	\$31,418	1	\$53,541	16
Engineering	\$46,077	5	\$44,518	10	\$64,502	51
**Forestry	\$39,243	14	\$31,821	28	\$55,439	59
H&HS	\$38,946	1	\$34,976	3	\$52,821	39
Liberal Arts	\$43,344	1	\$31,094	1	\$49,134	33
Oceanic & Atm. Sciences	\$50,185	23	\$33,626	14	\$55,299	15
Pharmacy		0	\$36,556	3	\$70,038	15
Science	\$38,163	10	\$27,146	24	\$54,641	33
Veterinary Medicine	\$36,406	1	\$27,220	9	\$54,674	23

Note: Salaries have been converted to nine month equivalents.

Note: Administrators are included in Professional Faculty.

* Agricultural Sciences includes Ag Experiment Stations

** Forestry includes Forest Research Laboratory

Source: Fall 2006 OUS Faculty / Staff database

Full-Time Faculty / Highest Degree Earned

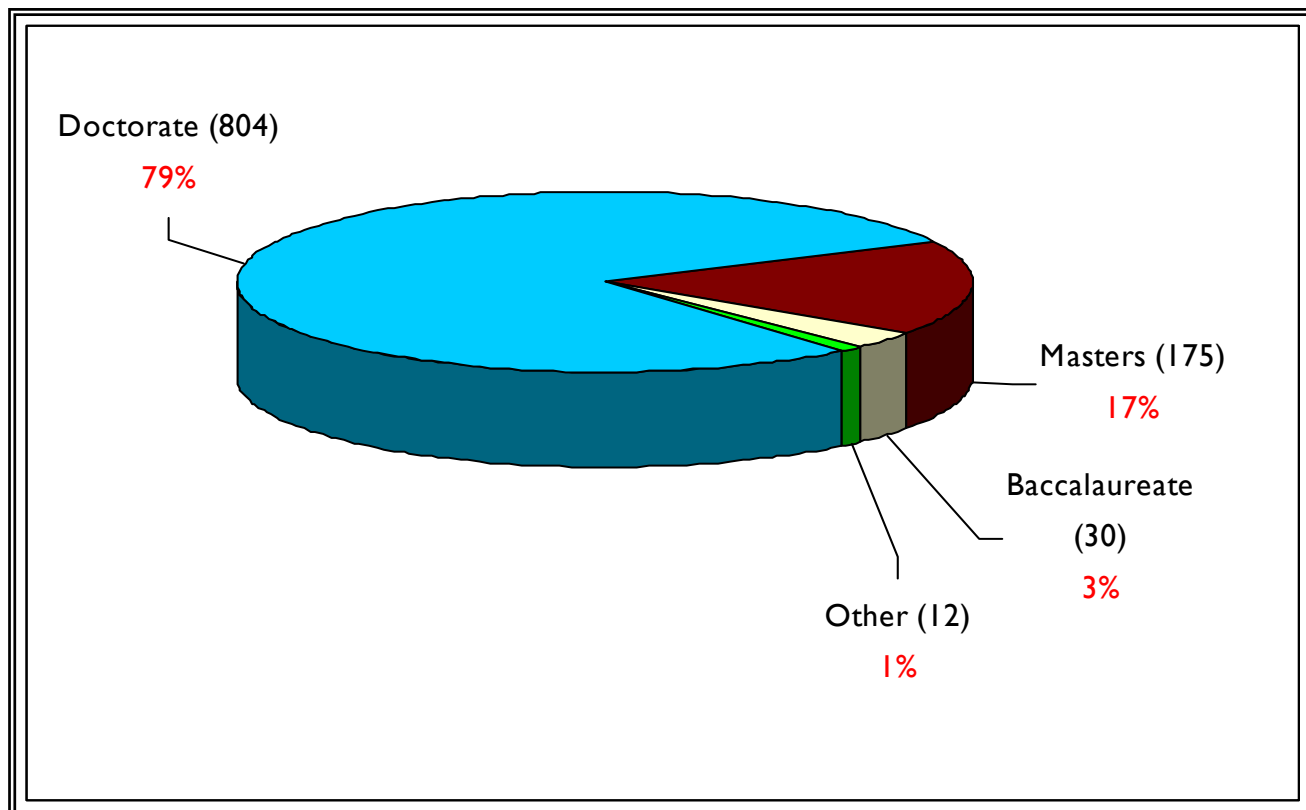
Academic Year 2006-07

Ranks: Professor, Associate Professor, Assistant Professor, Senior Instructor, Instructor

Unit / College	Doctorate		Masters		Baccalaureate		**Other		Total
	No.	%	No.	%	No.	%	No.	%	
*Agricultural Sciences	189	79	42	18	7	3	0	0	238
Business	24	77	6	19	1	3	0	0	31
Education	19	36	28	53	6	11	0	0	53
Engineering	95	88	9	8	1	1	3	3	108
*Forestry	45	79	10	18	2	4	0	0	57
H&HS	51	61	27	33	2	2	3	4	83
Liberal Arts	122	71	41	24	7	4	1	1	171
Oceanic & Atm. Sciences	61	98	0	0	0	0	1	2	62
Pharmacy	26	93	0	0	2	7	0	0	28
Science	137	90	12	8	2	1	1	1	152
Veterinary Medicine	35	92	0	0	0	0	3	8	38
TOTALS	804	79%	175	17%	30	3%	12	1%	1,021

Totals / Highest Degree Earned by Rank

Ranks: Professor, Associate Professor, Assistant Professor, Senior Instructor, Instructor



* Agricultural Sciences includes Experimental Station; Forestry includes Forestry Research Lab.

** "Other" includes Certificate, Diploma, and no degree.

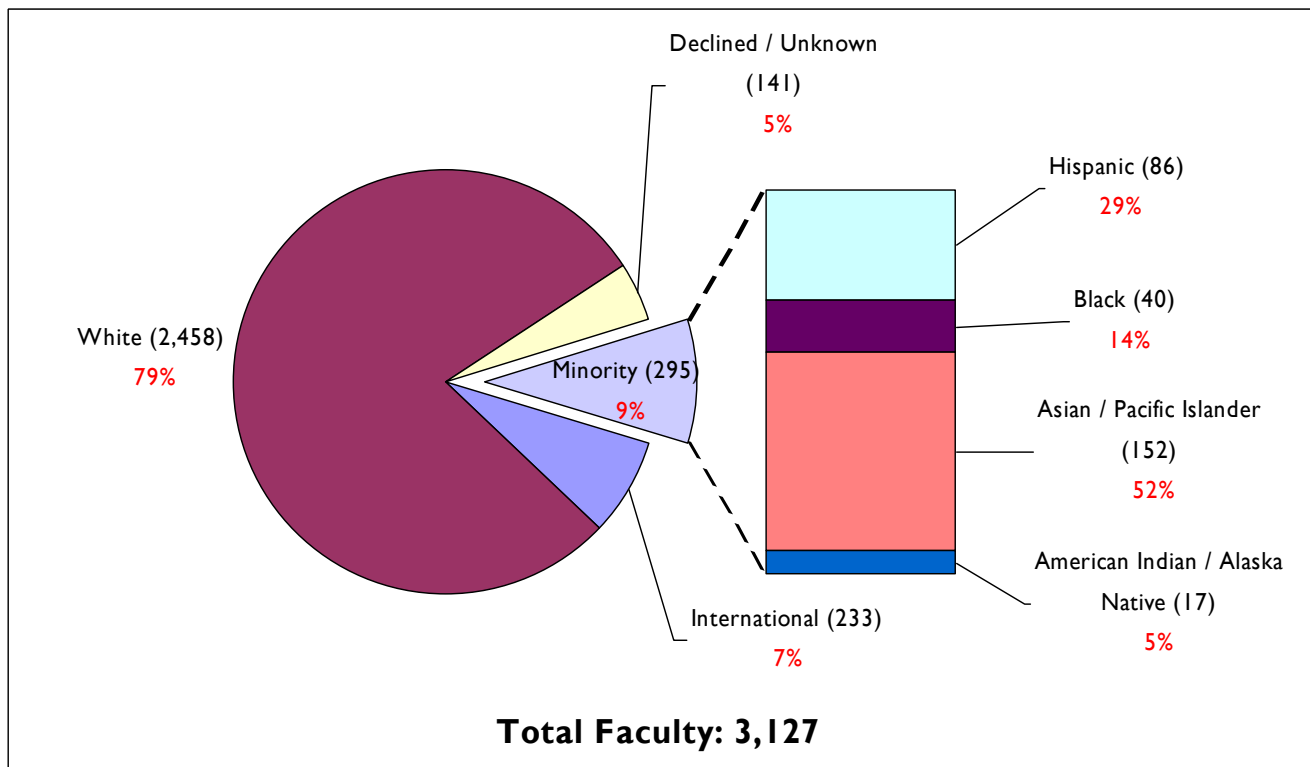
Source: Fall 2006 OUS Faculty / Staff database

Ethnicity of Faculty

Academic Year 2006-07

Number of Ethnic / Racial Minorities, by Rank

Rank	Asian / Pacific Islander	Black	Hispanic	American Indian / Alaska Native	TOTAL	Declined To Respond
Professor	21	3	5	0	29	7
Assoc. Professor	28	1	14	2	45	17
Asst. Professor	30	6	12	2	50	21
Sr. Instructor	2	0	1	0	3	1
Instructor	12	3	9	2	26	15
Research Assoc.	7	1	2	0	10	10
Sr. Fac. Res. Asst.	1	0	1	0	2	2
Fac. Res. Asst.	11	0	4	1	16	18
Professional Faculty	40	26	38	10	114	50
Total	152	40	86	17	295	141



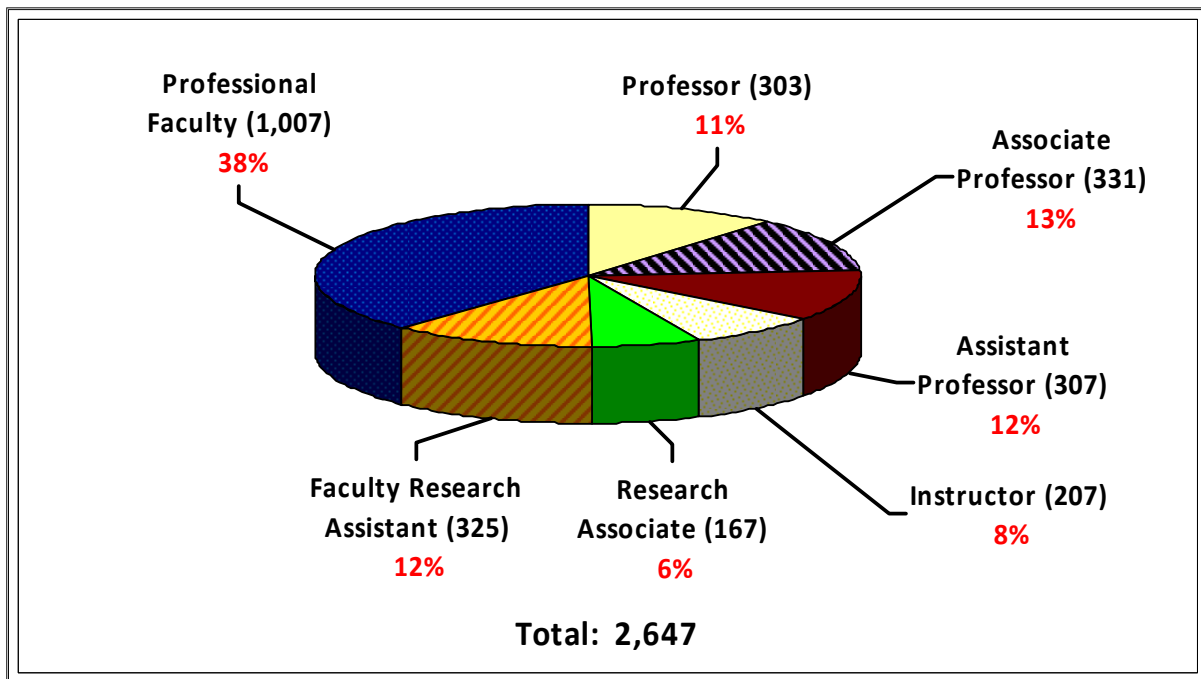
Note: Administrators are included in Professional Faculty.

Source: Fall 2006 OUS Faculty / Staff database

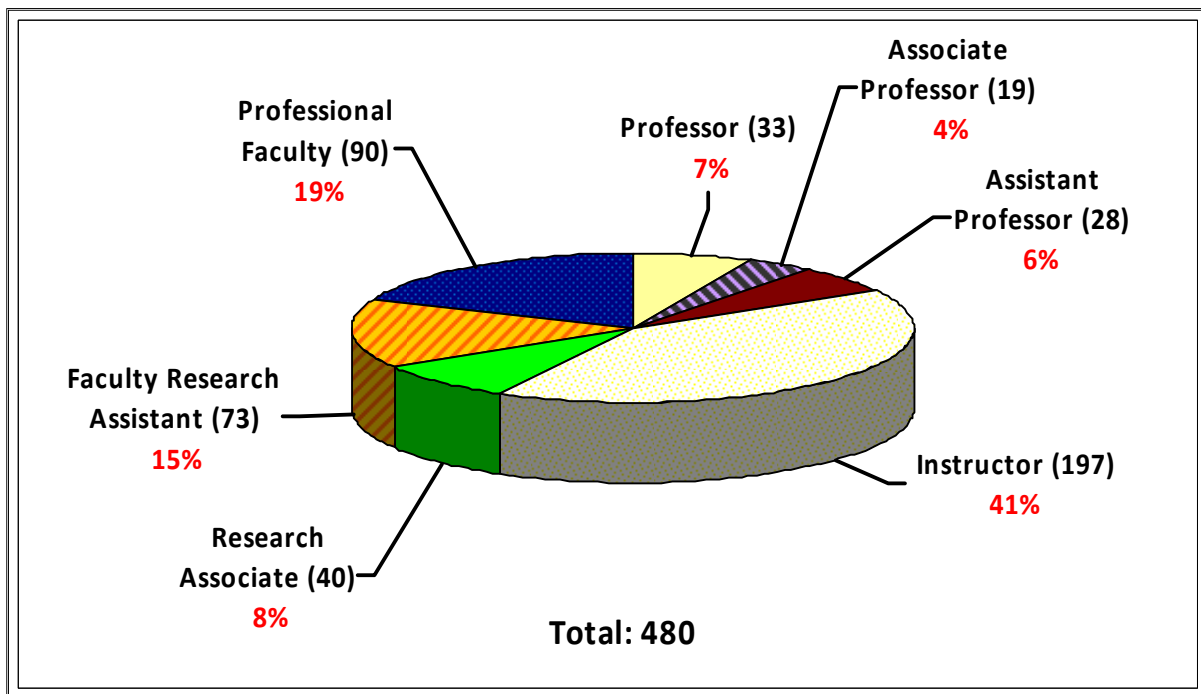
Faculty by Rank

Academic Year 2006-07

Full-Time Faculty (0.9 to 1.0 FTE)



Part-Time Faculty (Less than 0.9 FTE)



Note: Instructor and Faculty Research Assistant categories include senior positions.

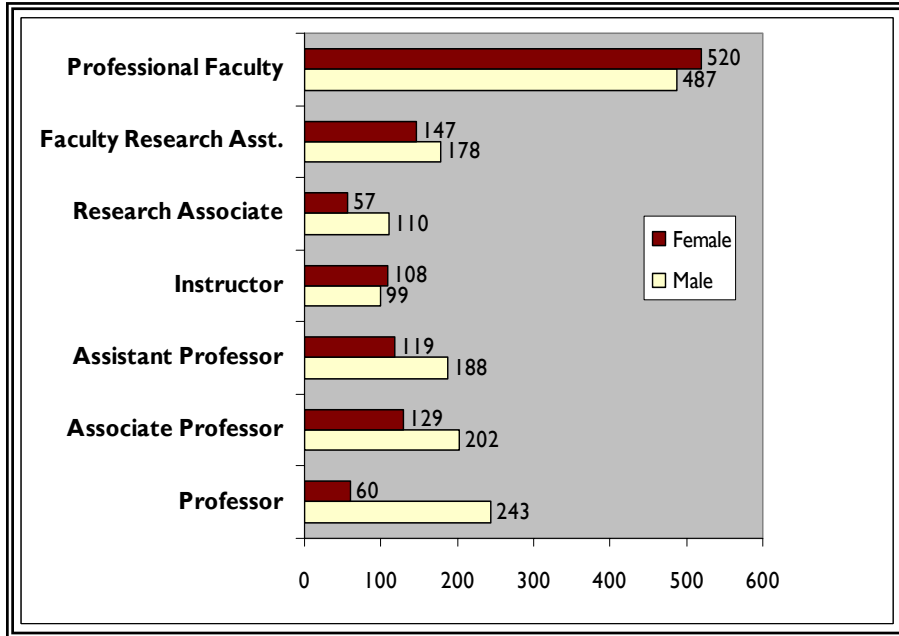
Note: Administrators are included in Professional Faculty.

Source: Fall 2006 OUS Faculty / Staff database

Faculty by Rank and Gender

Academic Year 2006-07

Full-Time Faculty (0.9 to 1.0 FTE)

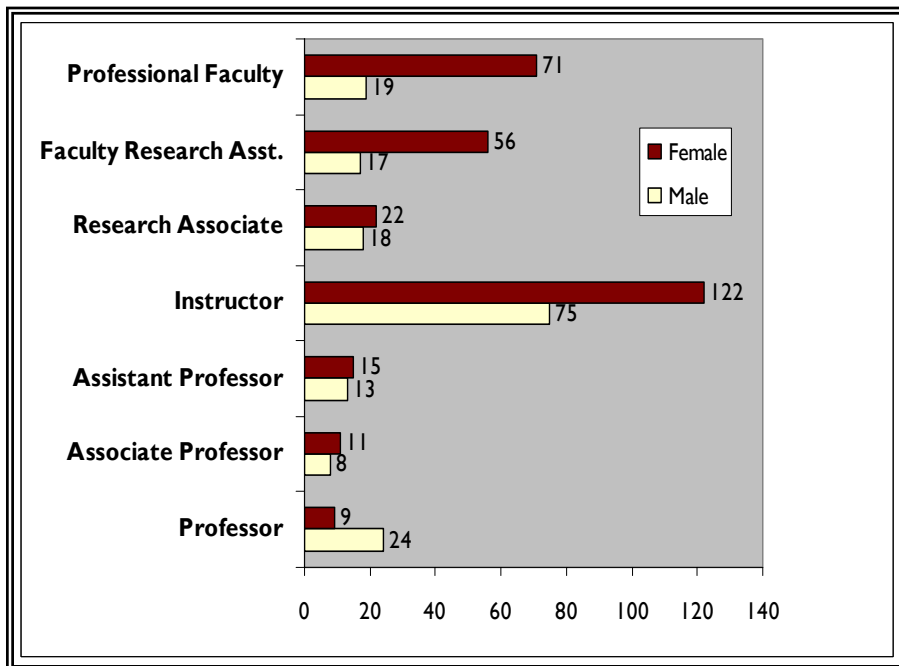


Total Male: 1,507
(57%)

Total Female: 1,140
(43%)

Total: 2,647

Part-Time Faculty (Less than 0.9 FTE)



Total Male: 174
(36%)

Total Female: 306
(64%)

Total: 480

Note: Instructor and Faculty Research Assistant categories include senior positions.

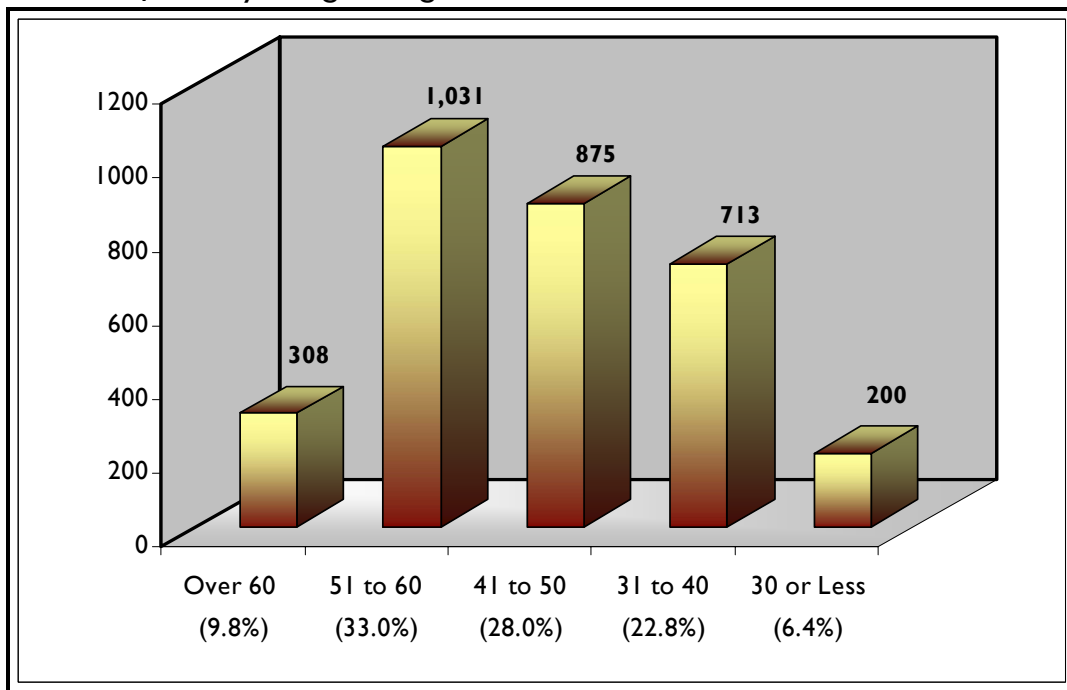
Note: Administrators are included in Professional Faculty.

Source: Fall 2006 OUS Faculty / Staff database

Age of Faculty

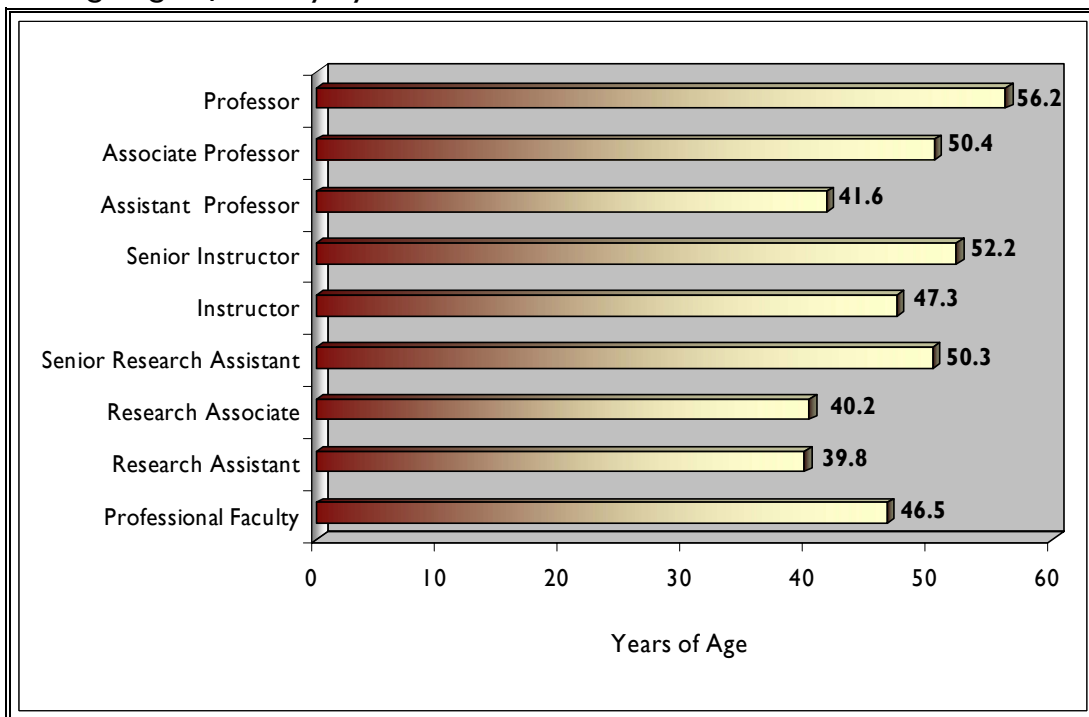
Academic Year 2006-07

Number of Faculty in Age Range



Average Age of Faculty = 46.8

Average Age of Faculty by Rank



Note: Administrators are included in Professional Faculty.

Source: Fall 2006 OUS Faculty / Staff database