

Graduation Summary 2006-2007



Office of Institutional Research • No. 19, October 2007 • <http://oregonstate.edu/admin/aa/ir/graduationsum.html>

This annual Graduation Summary provides statistical information about OSU students who received degrees and certificates during Summer 2006, Fall 2006, Winter 2007, and Spring 2007. We encourage readers to provide comments and suggestions that will lead to an improvement in the quality and use of this publication. If you desire degree information in a form not provided in this summary report, please contact the Office of Institutional Research at 541-737-9600.

Degrees Conferred by Degree Type

| | 2004-2005 | 2005-2006 | 2006-2007 |
|---|--------------|--------------|--------------|
| Doctor of Education | 8 | 3 | 2 |
| Doctor of Pharmacy | 64 | 80 | 78 |
| Doctor of Philosophy | 151 | 163 | 177 |
| Doctor of Veterinary Medicine | 35 | 38 | 50 |
| | <u>258</u> | <u>284</u> | <u>307</u> |
| Master of Agriculture | 6 | - | 2 |
| Master of Arts | 21 | 20 | 25 |
| Master of Arts in Interdisciplinary Studies | 19 | 24 | 21 |
| Master of Arts Teaching | 42 | 49 | 51 |
| Master of Business Administration | 43 | 39 | 38 |
| Master of Business and Engineering | 1 | 1 | 1 |
| Master of Education | 86 | 51 | 55 |
| Master of Engineering | 10 | 16 | 24 |
| Master of Fine Arts | 9 | 7 | 4 |
| Master of Forestry | 3 | 6 | 4 |
| Master of Ocean Engineering | 6 | 3 | 1 |
| Master of Public Health | 29 | 19 | 16 |
| Master of Public Policy | 3 | 2 | 1 |
| Master of Science | 497 | 423 | 378 |
| Master of Software Engineering | 3 | - | - |
| | <u>778</u> | <u>660</u> | <u>621</u> |
| Bachelor of Arts | | | |
| College of Agricultural Sciences | - | 2 | 1 |
| College of Business | 23 | 36 | 42 |
| College of Education | 7 | 8 | 15 |
| College of Engineering | 1 | 2 | 5 |
| College of Forestry | - | - | - |
| College of Health and Human Sciences | - | 5 | 2 |
| College of Liberal Arts | 308 | 313 | 335 |
| College of Science | 7 | 8 | 7 |
| | <u>346</u> | <u>374</u> | <u>407</u> |
| Bachelor of Fine Arts | | | |
| College of Liberal Arts | 50 | 59 | 57 |
| | <u>50</u> | <u>59</u> | <u>57</u> |
| Bachelor of Science | | | |
| College of Agricultural Sciences | 286 | 256 | 278 |
| College of Business | 462 | 432 | 467 |
| College of Education | 16 | 30 | 33 |
| College of Engineering | 499 | 560 | 554 |
| College of Forestry | 60 | 78 | 106 |
| College of Health and Human Sciences | 531 | 593 | 529 |
| College of Liberal Arts | 402 | 391 | 335 |
| College of Science | 458 | 494 | 446 |
| | <u>2,714</u> | <u>2,834</u> | <u>2,748</u> |
| Honors Baccalaureate in Arts | | | |
| College of Agricultural Sciences | - | - | 1 |
| College of Business | - | 1 | 1 |
| College of Engineering | - | - | 4 |
| College of Health and Human Sciences | 2 | 1 | - |
| College of Liberal Arts | 14 | 7 | 10 |
| College of Science | 2 | 3 | 3 |
| | <u>18</u> | <u>12</u> | <u>19</u> |
| Honors Baccalaureate in Fine Arts | | | |
| College of Liberal Arts | - | 1 | 1 |
| | <u>-</u> | <u>1</u> | <u>1</u> |
| Honors Baccalaureate in Science | | | |
| College of Agricultural Sciences | 4 | 8 | 6 |
| College of Business | 2 | 4 | 2 |
| College of Engineering | 17 | 29 | 23 |
| College of Forestry | 1 | 1 | - |
| College of Health and Human Sciences | 4 | 2 | 2 |
| College of Liberal Arts | 7 | 2 | 3 |
| College of Science | 20 | 27 | 25 |
| | <u>55</u> | <u>73</u> | <u>61</u> |
| Total Degrees Conferred | 4,219 | 4,297 | 4,221 |

Number of Degrees

| | 2004-05 | 2005-06 | 2006-07 |
|----------------------|--------------|--------------|--------------|
| Bachelor | 3,183 | 3,353 | 3,293 |
| Master | 759 | 636 | 600 |
| M.A.I.S. | 19 | 24 | 21 |
| First Professional | 99 | 118 | 128 |
| Doctorate | 159 | 166 | 179 |
| Total Degrees | 4,219 | 4,297 | 4,221 |

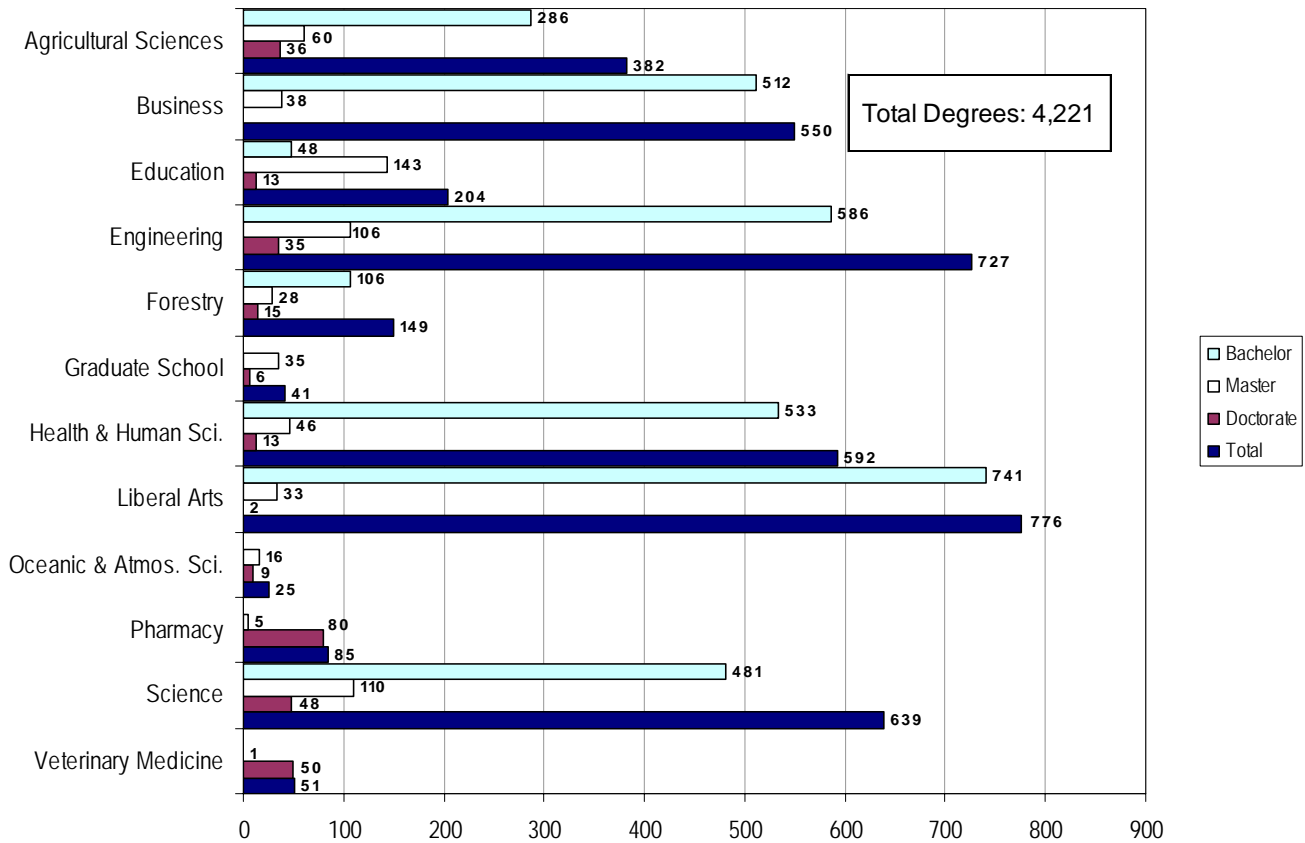
Number of Students

| | 2004-05 | 2005-06 | 2006-07 |
|-----------------------|--------------|--------------|--------------|
| Student Receiving | | | |
| 1 Degree | 3,958 | 4,000 | 3,889 |
| 2 Degrees | 118 | 135 | 154 |
| 3 Degrees | 5 | 9 | 5 |
| 4 Degrees | - | - | 1 |
| 5 Degrees | 2 | - | 1 |
| Total Students | 4,083 | 4,144 | 4,050 |

Index

| | Page |
|------------------------------------|------------|
| Academic Program Actions..... | 11 |
| Age..... | 7 |
| By College / School..... | 2-5, 7-9 |
| By Degree Type..... | 1- 5, 7-10 |
| By Gender..... | 2-3, 7, 9 |
| By Major..... | 4-5 |
| By Residency..... | 7 |
| Certificates and Endorsements..... | 6 |
| Grade Point Averages..... | 9 |
| Highlights..... | 12 |
| History of Degree Conferred..... | 10 |
| M.A.I.S Degrees..... | 6 |
| ROTC Commissions..... | 6 |
| U.S. Minorities..... | 3 |

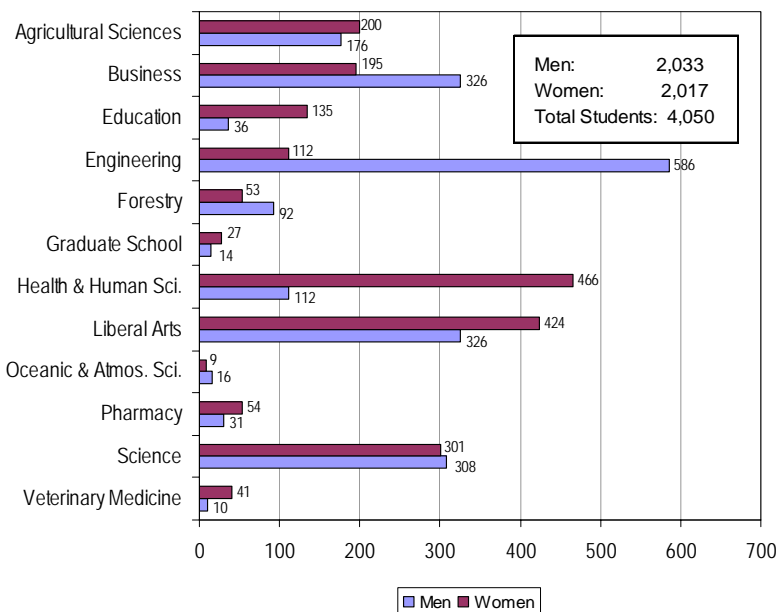
Degrees Conferred by Academic Unit and Degree Type



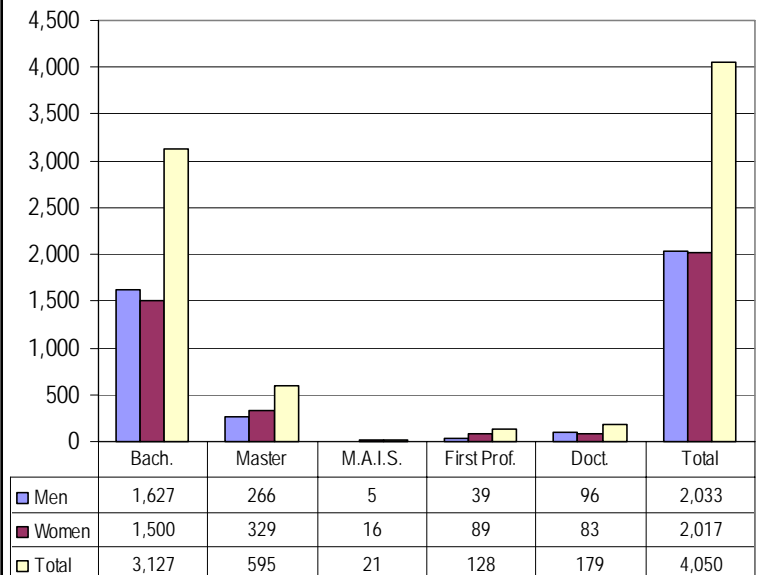
Duplicated headcount of students receiving more than one degree. Doctorate includes first professional degrees.

Number of Students graduated

By Academic Unit and Gender



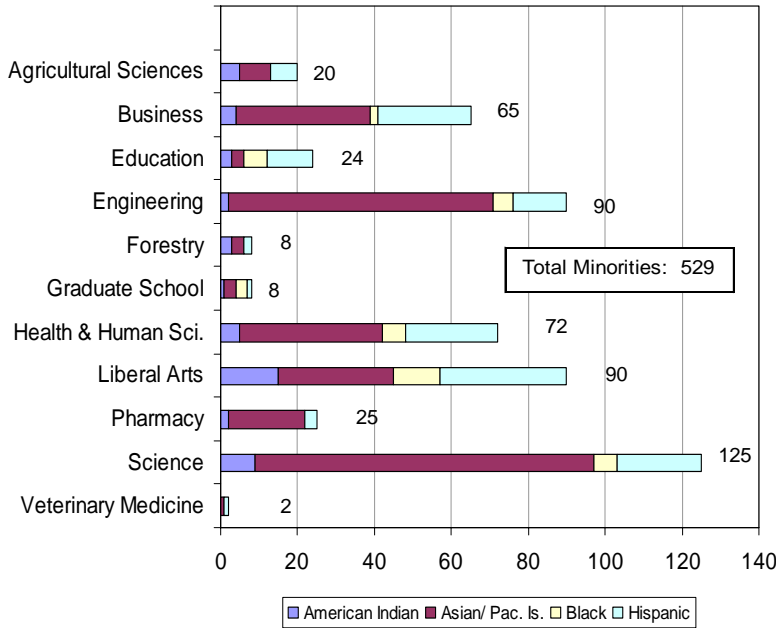
By Gender and Degree Type



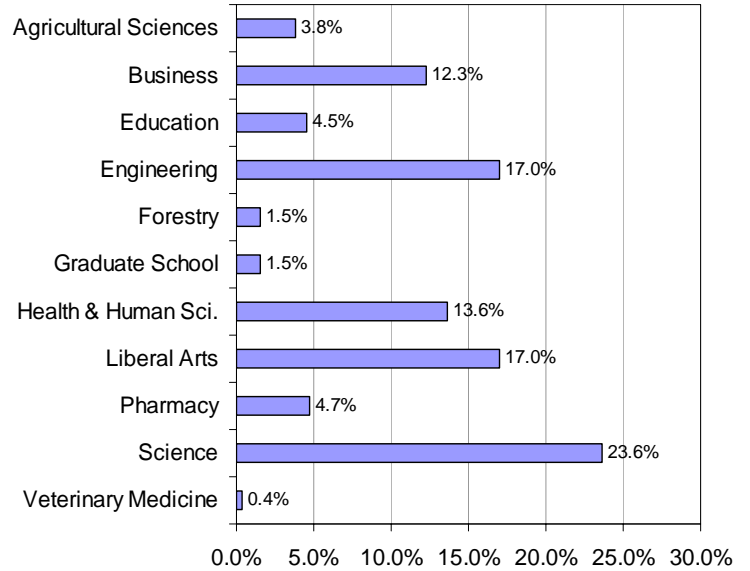
First Degree only, unduplicated headcount.

Degrees Conferred—U.S. Minorities By Academic Unit

Number of U.S. Minorities



Percentage of Total U.S. Minority Graduates



First Degree only, unduplicated headcount. Note: Minority status is self-reported.

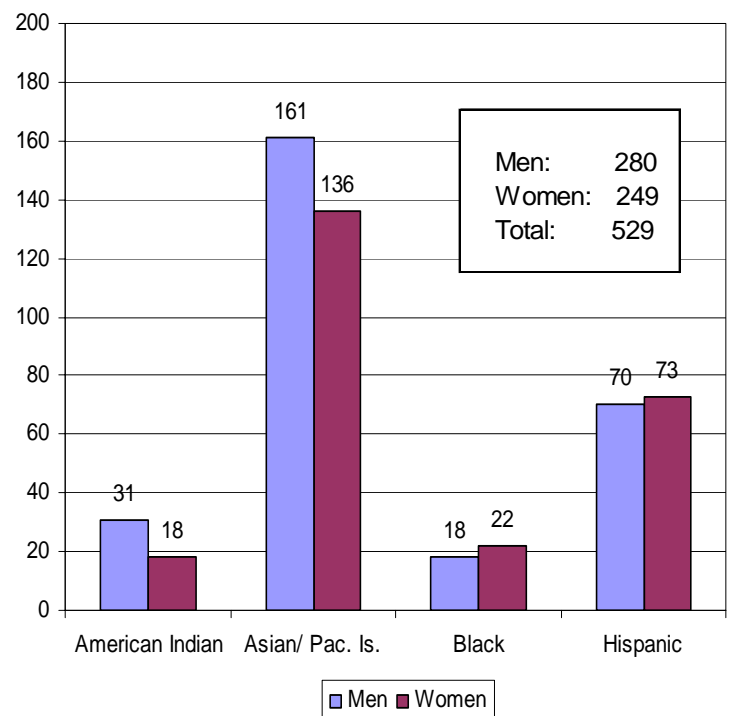
Degrees Awarded to U.S. Minorities by Academic Unit and Degree Type

| College/School | American Indian | Asian/ Pac. Is. | Black | Hispanic | Total |
|-----------------------|-----------------|-----------------|-------|----------|-------|
| Agricultural Sciences | 5 | 8 | - | 7 | 20 |
| Business | 4 | 35 | 2 | 24 | 65 |
| Education | 3 | 3 | 6 | 12 | 24 |
| Engineering | 2 | 69 | 5 | 14 | 90 |
| Forestry | 3 | 3 | - | 2 | 8 |
| Graduate School | 1 | 3 | 3 | 1 | 8 |
| Health & Human Sci. | 5 | 37 | 6 | 24 | 72 |
| Liberal Arts | 15 | 30 | 12 | 33 | 90 |
| Pharmacy | 2 | 20 | - | 3 | 25 |
| Science | 9 | 88 | 6 | 22 | 125 |
| Veterinary Medicine | - | 1 | - | 1 | 2 |

| | | | | | |
|--------------------|----|-----|----|-----|-----|
| Bachelor | 39 | 241 | 26 | 116 | 422 |
| Master | 5 | 26 | 10 | 21 | 62 |
| M.A.I.S. | 1 | 1 | 3 | 1 | 6 |
| First Professional | 2 | 19 | - | 4 | 25 |
| Doctorate | 2 | 10 | 1 | 1 | 14 |

| | | | | | |
|---|-----------|------------|-----------|------------|------------|
| Total Minorities | 49 | 297 | 40 | 143 | 529 |
| Percent of degrees awarded to U.S. minorities = 13% | | | | | |

Degrees Awarded to U.S. Minorities by Gender



First Degree only, unduplicated headcount.

Degrees Awarded by Major—Academic Year

| COLLEGE/SCHOOL | BACH | MASTER | DOC | TOTAL |
|--|------------|-----------|-----------|------------|
| <u>College of Agricultural Sciences</u> | | | | |
| Agricultural and Resource Economics | - | 3 | 8 | 11 |
| Agricultural Business Management | 23 | - | - | 23 |
| Agricultural Education | - | 3 | - | 3 |
| Animal Science | - | 4 | 2 | 6 |
| Animal Sciences | 57 | - | - | 57 |
| Bioresource Research | 9 | - | - | 9 |
| Crop and Soil Science | 22 | - | - | 22 |
| Crop Science | - | 2 | 7 | 9 |
| Environmental Economics, Policy and Management | 9 | - | - | 9 |
| Fisheries and Wildlife | 47 | - | - | 47 |
| Fisheries Science | - | 14 | 1 | 15 |
| Food Science and Technology | 20 | 5 | 3 | 28 |
| General Agriculture | 22 | - | - | 22 |
| Genetics | - | 1 | 1 | 2 |
| Horticulture | 33 | 7 | 4 | 44 |
| International Studies | 2 | - | - | 2 |
| Master of Agriculture | - | 2 | - | 2 |
| Natural Resources* | 22 | - | - | 22 |
| Poultry Science | - | 1 | - | 1 |
| Rangeland Ecology and Management | 19 | 4 | - | 23 |
| Rangeland Resources | 1 | 1 | - | 2 |
| Soil Science | - | 1 | 4 | 5 |
| Toxicology | - | - | 5 | 5 |
| Wildlife Science | - | 12 | 1 | 13 |
| TOTAL | 286 | 60 | 36 | 382 |

| | | | | |
|-----------------------------------|------------|-----------|----------|------------|
| <u>College of Business</u> | | | | |
| Accountancy | 28 | - | - | 28 |
| Business Administration | 479 | 38 | - | 517 |
| International Studies | 5 | - | - | 5 |
| TOTAL | 512 | 38 | - | 550 |

| | | | | |
|---|-----------|------------|-----------|------------|
| <u>College of Education</u> | | | | |
| Adult Education | - | 17 | - | 17 |
| College Student Services Administration | - | 18 | - | 18 |
| Counseling | - | 36 | 4 | 40 |
| Education | 48 | 21 | 9 | 78 |
| Teaching: Agricultural Education | - | 4 | - | 4 |
| Teaching: Elementary Education | - | 31 | - | 31 |
| Teaching: Family and Consumer Sciences Ed | - | 3 | - | 3 |
| Teaching: Language Arts Education | - | 7 | - | 7 |
| Teaching: Music Education | - | 5 | - | 5 |
| Teaching: Physical Education | - | 1 | - | 1 |
| TOTAL | 48 | 143 | 13 | 204 |

| COLLEGE/SCHOOL | BACH | MASTER | DOC | TOTAL |
|--|------------|------------|-----------|------------|
| <u>College of Engineering</u> | | | | |
| Biological Engineering | 17 | - | - | 17 |
| Bioresource Engineering | - | 1 | - | 1 |
| Chemical Engineering | 36 | 7 | 4 | 47 |
| Civil Engineering | 91 | 23 | 4 | 118 |
| Computer Engineering | 37 | - | - | 37 |
| Computer Science | 97 | 25 | 5 | 127 |
| Construction Engineering Management | 57 | 1 | - | 58 |
| Electrical and Computer Engineering | - | 26 | 17 | 43 |
| Electrical and Electronics Engineering | 66 | - | - | 66 |
| Environmental Engineering | 10 | - | - | 10 |
| Industrial Engineering | 40 | 3 | - | 43 |
| International Studies | 2 | - | - | 2 |
| Manufacturing Engineering | 15 | - | - | 15 |
| Materials Science | - | 1 | 1 | 2 |
| Mechanical Engineering | 92 | 15 | 2 | 109 |
| Nuclear Engineering | 19 | 2 | 1 | 22 |
| Ocean Engineering | - | 1 | - | 1 |
| Radiation Health Physics | 7 | 1 | 1 | 9 |
| TOTAL | 586 | 106 | 35 | 727 |

| | | | | |
|---|------------|-----------|-----------|------------|
| <u>College of Forestry</u> | | | | |
| Forest Engineering | 14 | 6 | 1 | 21 |
| Forest Engineering - Civil Engineering | 2 | - | - | 2 |
| Forest Management | 23 | - | - | 23 |
| Forest Recreation Resources | 7 | - | - | 7 |
| Forest Resources | - | 5 | 6 | 11 |
| Forest Science | - | 9 | 6 | 15 |
| Natural Resources* | 41 | - | - | 41 |
| Outdoor Recreation Leadership and Tourism | 3 | - | - | 3 |
| Recreation Resource Management | 8 | - | - | 8 |
| Wood Science | - | 8 | 2 | 10 |
| Wood Science and Technology | 8 | - | - | 8 |
| TOTAL | 106 | 28 | 15 | 149 |

| | | | | |
|--------------------------------|----------|-----------|----------|-----------|
| <u>Graduate School</u> | | | | |
| Environmental Science | - | 6 | 2 | 8 |
| Interdisciplinary Studies | - | 22 | - | 22 |
| Molecular and Cellular Biology | - | 6 | 4 | 10 |
| Plant Physiology | - | 1 | - | 1 |
| TOTAL | - | 35 | 6 | 41 |

| COLLEGE/SCHOOL | BACH | MASTER | DOC | TOTAL | COLLEGE/SCHOOL | BACH | MASTER | DOC | TOTAL |
|---|------------|-----------|-----------|------------|---|------------|------------|--------------|------------|
| <u>College of Health and Human Sciences</u> | | | | | <u>College of Oceanic and Atmospheric Sciences</u> | | | | |
| Apparel Design | 18 | - | - | 18 | Atmospheric Sciences | - | 3 | 1 | 4 |
| Design and Human Environment | - | 4 | 2 | 6 | Geophysics | - | 1 | - | 1 |
| Environmental Health and Occupational Safety Management | - | 2 | - | 2 | Marine Resource Management | - | 6 | - | 6 |
| Environmental Health Management | - | 2 | - | 2 | Oceanography | - | 6 | 8 | 14 |
| Exercise and Sport Science | 111 | 17 | 5 | 133 | TOTAL | - | 16 | 9 | 25 |
| Foods and Nutrition | 1 | - | - | 1 | <u>College of Pharmacy</u> | | | | |
| Health Care Administration | 15 | - | - | 15 | Pharmacy | - | 5 | 2 | 7 |
| Health Management and Policy | 10 | - | - | 10 | Pharmacy, Doctor of Pharmacy (4-year) | - | - | 78 | 78 |
| Health Promotion and Education | 29 | - | - | 29 | TOTAL | - | 5 | 80 | 85 |
| Health Promotion and Health Behavior | 18 | - | - | 18 | <u>College of Science</u> | | | | |
| Housing Studies | 4 | - | - | 4 | Applied Physics | - | 1 | - | 1 |
| Human Development and Family Sciences | 194 | - | - | 194 | Biochemistry and Biophysics | 18 | 2 | 5 | 25 |
| Human Development and Family Studies | - | 3 | 1 | 4 | Biology | 117 | - | - | 117 |
| Interior Design | 20 | - | - | 20 | Botany | 6 | - | - | 6 |
| International Studies | 2 | - | - | 2 | Botany and Plant Pathology | - | 9 | 5 | 14 |
| Merchandising Management | 62 | - | - | 62 | Business Administration | 1 | - | - | 1 |
| Movement Studies in Disability | - | 1 | - | 1 | Chemistry | 34 | 5 | 8 | 47 |
| Nutrition and Food Management | 49 | 1 | - | 50 | Computational Physics | 3 | - | - | 3 |
| Public Health | - | 16 | 5 | 21 | Earth Science | 2 | - | - | 2 |
| TOTAL | 533 | 46 | 13 | 592 | Environmental Science | 54 | - | - | 54 |
| <u>College of Liberal Arts</u> | | | | | General Science | 149 | - | - | 149 |
| American Studies | 2 | - | - | 2 | Geography | 13 | 8 | 4 | 25 |
| Anthropology | 35 | - | - | 35 | Geology | 10 | 6 | 1 | 17 |
| Applied Anthropology | - | 14 | - | 14 | International Studies | 5 | - | - | 5 |
| Applied Visual Arts | 58 | - | - | 58 | Mathematical Sciences | 6 | - | - | 6 |
| Art | 20 | - | - | 20 | Mathematics | 17 | 14 | 1 | 32 |
| Creative Writing | - | 4 | - | 4 | Mathematics Education | - | 11 | 1 | 12 |
| Economics | 21 | 3 | 1 | 25 | Microbiology | 17 | 5 | 8 | 30 |
| English | 44 | 8 | - | 52 | Operations Research | - | 1 | - | 1 |
| Ethnic Studies | 11 | - | - | 11 | Physics | 10 | 2 | 1 | 13 |
| French | 9 | - | - | 9 | Science Education | - | 31 | 4 | 35 |
| German | 10 | - | - | 10 | Statistics | - | 13 | 2 | 15 |
| History | 44 | - | - | 44 | Zoology | 19 | 2 | 8 | 29 |
| History of Science | - | 3 | 1 | 4 | TOTAL | 481 | 110 | 48 | 639 |
| International Studies | 8 | - | - | 8 | <u>College of Veterinary Medicine</u> | | | | |
| Liberal Studies | 169 | - | - | 169 | Veterinary Medicine - DVM | - | - | 50 | 50 |
| Music | 15 | - | - | 15 | Veterinary Science | - | 1 | - | 1 |
| Philosophy | 17 | - | - | 17 | TOTAL | - | 1 | 50 | 51 |
| Political Science | 39 | - | - | 39 | TOTAL University | | | | |
| Psychology | 106 | - | - | 106 | 3,293 | 621 | 307 | 4,221 | |
| Public Policy | - | 1 | - | 1 | *Joint program involving Colleges of Agricultural Sciences, Forestry, Liberal Arts and Science. | | | | |
| Sociology | 45 | - | - | 45 | | | | | |
| Spanish | 19 | - | - | 19 | | | | | |
| Speech Communication | 69 | - | - | 69 | | | | | |
| TOTAL | 741 | 33 | 2 | 776 | | | | | |

Master of Arts in Interdisciplinary Studies (M.A.I.S.) Degrees

| Major | Number |
|--|-----------|
| Adult Education | 1 |
| Agricultural and Resource Economics | 1 |
| Anthropology | 6 |
| Applied Anthropology | 1 |
| Art | 1 |
| Business Administration | 3 |
| College Student Services Administration | 1 |
| Counseling | 1 |
| Earth Information Science and Technology | 1 |
| Education | 3 |
| English | 4 |
| Ethnic Studies | 3 |
| Geography | 1 |
| Gerontology | 1 |
| History | 1 |
| Human Development and Family Studies | 1 |
| Music | 4 |
| Nutrition and Food Management | 1 |
| Philosophy | 6 |
| Political Science | 5 |
| Sociology | 3 |
| Speech Communication | 9 |
| Women Studies | 5 |
| Total | 63 |

TOTAL NUMBER OF M.A.I.S. DEGREES AWARDED 21

Note: Each M.A.I.S. degree is comprised of three fields, one primary and two secondary. One field must be from the College of Liberal Arts.

ROTC Commissions

| | 2003-04 | 2004-05 | 2005-06 | 2006-07 |
|--------------|-----------|-----------|-----------|-----------|
| Air Force | 10 | 4 | 14 | 21 |
| Army | 20 | 21 | 9 | 14 |
| Navy/Marines | 14 | 32 | 29 | 34 |
| TOTAL | 44 | 57 | 52 | 69 |

Source: ROTC units.

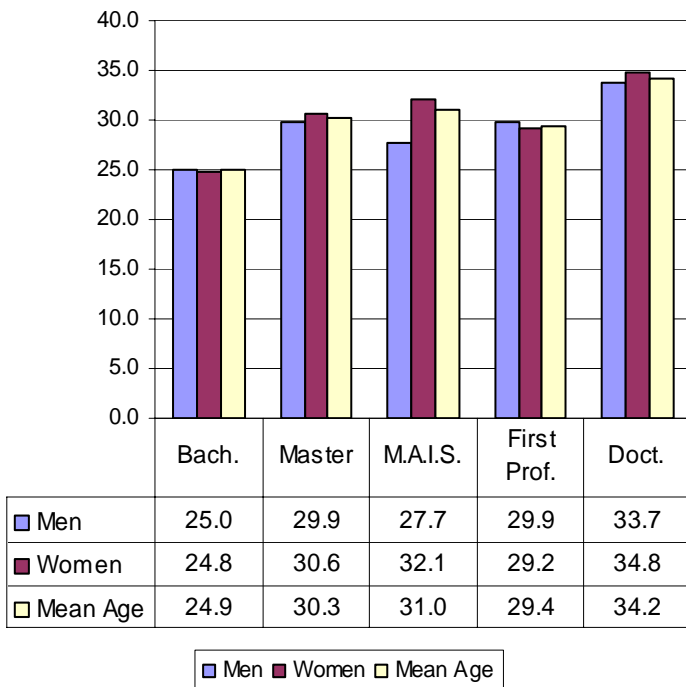
Certificates, Initial Licensure, and Endorsements Conferred

| | Men | Women | Total |
|---|------------|------------|------------|
| Certificate | | | |
| Accounting | 2 | 6 | 8 |
| Applied Ethics | - | 3 | 3 |
| Geographic Information Science | 6 | 4 | 10 |
| Gerontology | - | 5 | 5 |
| Health Management and Policy | - | 1 | 1 |
| Teaching English to Speakers of Other Languages | 3 | 9 | 12 |
| Sub Total | 11 | 28 | 39 |
| Credential | | | |
| Non-Degree Business | 2 | 2 | 4 |
| Non-Degree Liberal Arts | 1 | - | 1 |
| Sub Total | 3 | 2 | 5 |
| Educator's Endorsement | | | |
| Mathematics, Basic | 1 | 2 | 3 |
| Sub Total | 1 | 2 | 3 |
| Initial Licensure | | | |
| Early Childhood Teacher Education | 14 | 60 | 74 |
| Elementary Education | 18 | 74 | 92 |
| Junior High/Middle School | 39 | 62 | 101 |
| Secondary Teacher Education | 46 | 60 | 106 |
| Sub Total | 117 | 256 | 373 |
| Continuing Licensure | | | |
| Early Childhood Teacher Education | 1 | 7 | 8 |
| Elementary Education | 1 | 7 | 8 |
| Junior High/Middle School | 7 | 7 | 14 |
| Secondary Teacher Education | 5 | 7 | 12 |
| Sub Total | 14 | 28 | 42 |
| TOTAL | 146 | 316 | 462 |

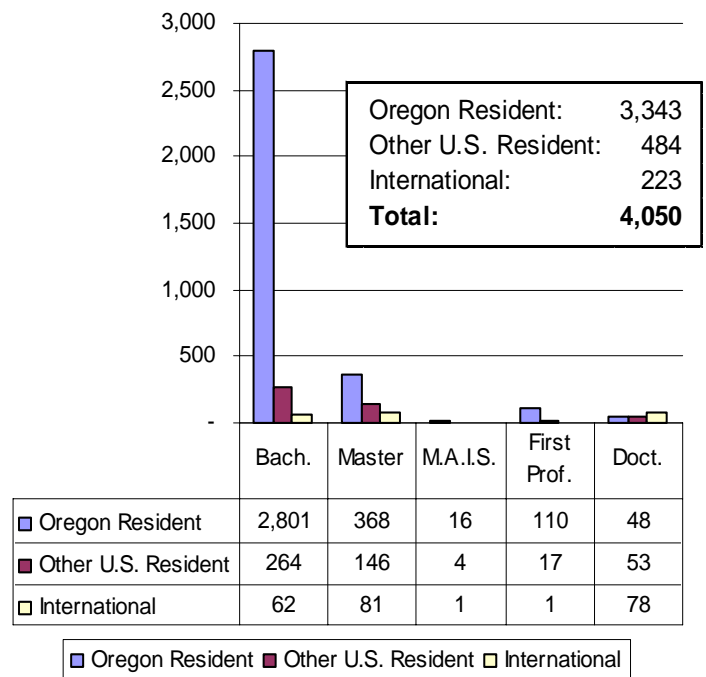
Degrees Conferred by Type and College

| Degree | AGR | BUS | ED | ENGR | FOR | GRAD | HHS | LA | OC | PHARM | SCI | VM | Total | |
|---|------------|------------|------------|------------|------------|----------|-----------|------------|------------|-----------|-----------|------------|-----------|--------------|
| BA Bachelor of Arts | 1 | 42 | 15 | 5 | - | - | 2 | 335 | - | - | 7 | - | 407 | |
| BFA Bachelor of Fine Arts | - | - | - | - | - | - | - | 57 | - | - | - | - | 57 | |
| BS Bachelor of Science | 278 | 467 | 33 | 554 | 106 | - | 529 | 335 | - | - | 446 | - | 2,748 | |
| HBA Honors Bachelor of Arts | 1 | 1 | - | 4 | - | - | - | 10 | - | - | 3 | - | 19 | |
| HBFA Honors Bachelor of Fine Arts | - | - | - | - | - | - | - | 1 | - | - | - | - | 1 | |
| HBS Honors Bachelor of Science | 6 | 2 | - | 23 | - | - | 2 | 3 | - | - | 25 | - | 61 | |
| EDM Master of Education | - | - | 55 | - | - | - | - | - | - | - | - | - | 55 | |
| MA Master of Arts | - | - | - | - | - | - | - | 25 | - | - | - | - | 25 | |
| MAG Master of Agriculture | 2 | - | - | - | - | - | - | - | - | - | - | - | 2 | |
| MAT Master of Arts Teaching | - | - | 51 | - | - | - | - | - | - | - | - | - | 51 | |
| MBA Master of Business Administration | - | 38 | - | - | - | - | - | - | - | - | - | - | 38 | |
| MBE Master of Business and Engineering | - | - | - | 1 | - | - | - | - | - | - | - | - | 1 | |
| MENG Master of Engineering | - | - | - | 24 | - | - | - | - | - | - | - | - | 24 | |
| MF Master of Forestry | - | - | - | - | 4 | - | - | - | - | - | - | - | 4 | |
| MFA Master of Fine Arts | - | - | - | - | - | - | - | 4 | - | - | - | - | 4 | |
| MOCE Master of Ocean Engineering | - | - | - | 1 | - | - | - | - | - | - | - | - | 1 | |
| MPH Master of Public Health | - | - | - | - | - | - | 16 | - | - | - | - | - | 16 | |
| MPP Master of Public Policy | - | - | - | - | - | - | - | 1 | - | - | - | - | 1 | |
| MS Master of Science | 58 | - | 37 | 80 | 24 | 14 | 30 | 3 | 16 | 5 | 110 | 1 | 378 | |
| MAIS Master of Arts in Interdisciplinary Studie | - | - | - | - | - | 21 | - | - | - | - | - | - | 21 | |
| D PHAR Doctor of Pharmacy | - | - | - | - | - | - | - | - | - | 78 | - | - | 78 | |
| DVM Doctor of Veterinary Medicine | - | - | - | - | - | - | - | - | - | - | - | 50 | 50 | |
| EDD Doctor of Education | - | - | 2 | - | - | - | - | - | - | - | - | - | 2 | |
| PHD Doctor of Philosophy | 36 | - | 11 | 35 | 15 | 6 | 13 | 2 | 9 | 2 | 48 | - | 177 | |
| TOTAL | 382 | 550 | 204 | 727 | 149 | - | 41 | 592 | 776 | 25 | 85 | 639 | 51 | 4,221 |

Average Age of Graduates



Residency of Graduates



Headcount of Students Awarded a Degree By College/School

| College/School | Bachelor | | Master | | Doctorate | | All | |
|----------------------------------|---------------|------------------------|----------------------|---------------|------------------------|----------------------|----------------|--------------|
| | # of Students | % of Total for College | % of Total for Univ. | # of Students | % of Total for College | % of Total for Univ. | Total Students | % |
| Agricultural Sciences | 280 | 74.5 | 9.0 | 60 | 16.0 | 9.7 | 36 | 9.3 |
| Business | 485 | 93.1 | 15.5 | 36 | 6.9 | 5.8 | 0 | 12.9 |
| Education | 15 | 8.8 | 0.5 | 143 | 83.6 | 23.2 | 13 | 4.2 |
| Engineering | 559 | 80.1 | 17.9 | 104 | 14.9 | 16.9 | 35 | 17.2 |
| Forestry | 102 | 70.3 | 3.3 | 28 | 19.3 | 4.5 | 15 | 3.6 |
| Graduate School* | 0 | 0.0 | 0.0 | 35 | 85.4 | 5.7 | 6 | 1.0 |
| Health and Human Sciences | 520 | 90.0 | 16.6 | 45 | 7.8 | 7.3 | 13 | 14.3 |
| Liberal Arts | 715 | 95.3 | 22.9 | 33 | 4.4 | 5.4 | 2 | 18.5 |
| Oceanic and Atmospheric Sciences | 0 | 0.0 | 0.0 | 16 | 64.0 | 2.6 | 9 | 0.6 |
| Pharmacy** | 0 | 0.0 | 0.0 | 5 | 5.9 | 0.8 | 80 | 2.1 |
| Science | 451 | 74.1 | 14.4 | 110 | 18.1 | 17.9 | 48 | 15.0 |
| Veterinary Medicine*** | 0 | 0.0 | 0.0 | 1 | 2.0 | 0.2 | 50 | 1.3 |
| TOTAL | 3,127 | 77.2 | 100.0 | 616 | 15.2 | 100.0 | 307 | 100.0 |

First degree only, unduplicated headcount.

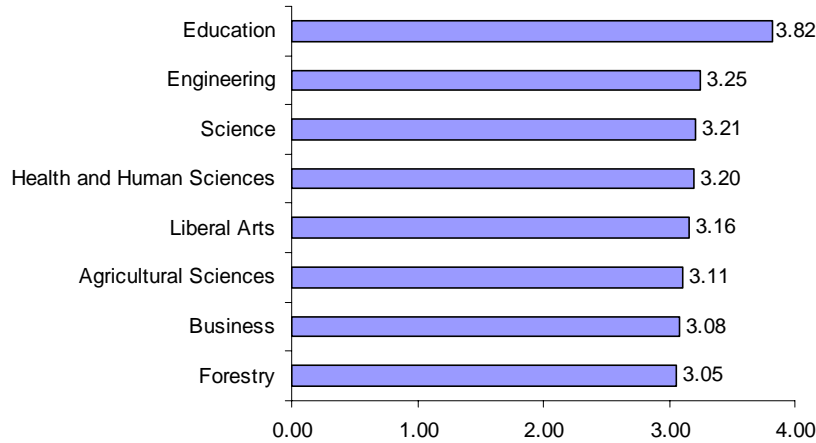
*Masters in Graduate School include students receiving M.A.I.S. degrees.

**Doctorates in Pharmacy include Pharm D. First Professional degrees.

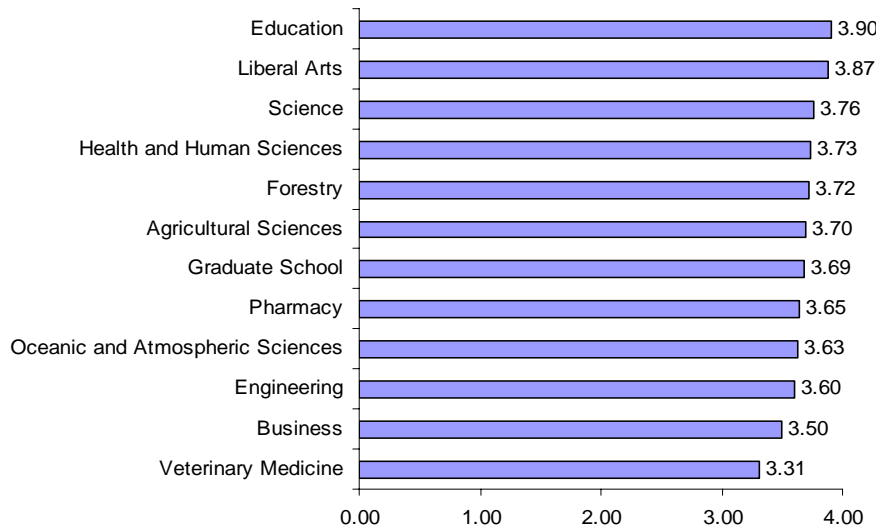
***Doctorate in Veterinary Medicine include D.V.M. First Professional degrees.

Grade Point Average of Graduates

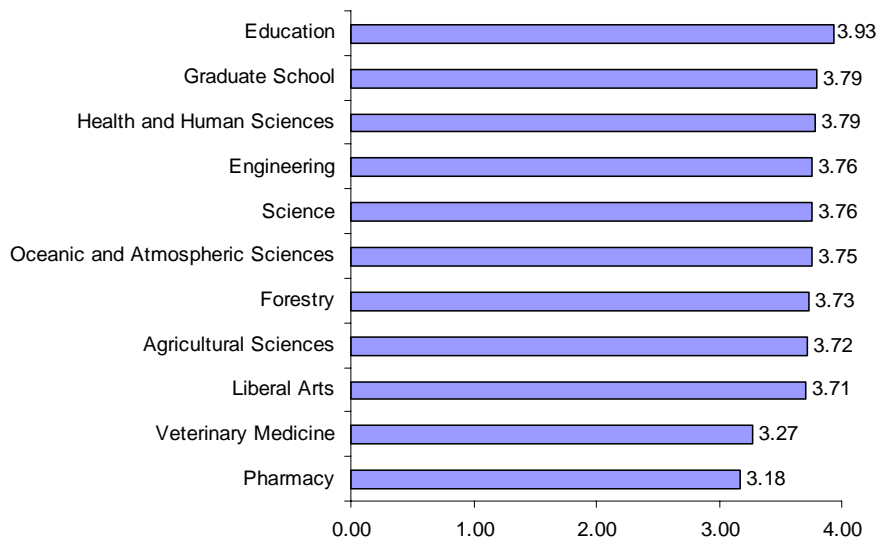
Bachelor



Master



Doctorate and First Professional



Grade Point Average- by Degree Type and Gender

| | 2006 | 2007 |
|-----------------|------|------|
| Bachelor | | |
| Men | 3.12 | 3.11 |
| Women | 3.24 | 3.24 |
| ALL | 3.18 | 3.17 |

| | | |
|---------------|------|------|
| Master | | |
| Men | 3.64 | 3.68 |
| Women | 3.81 | 3.79 |
| ALL | 3.72 | 3.74 |

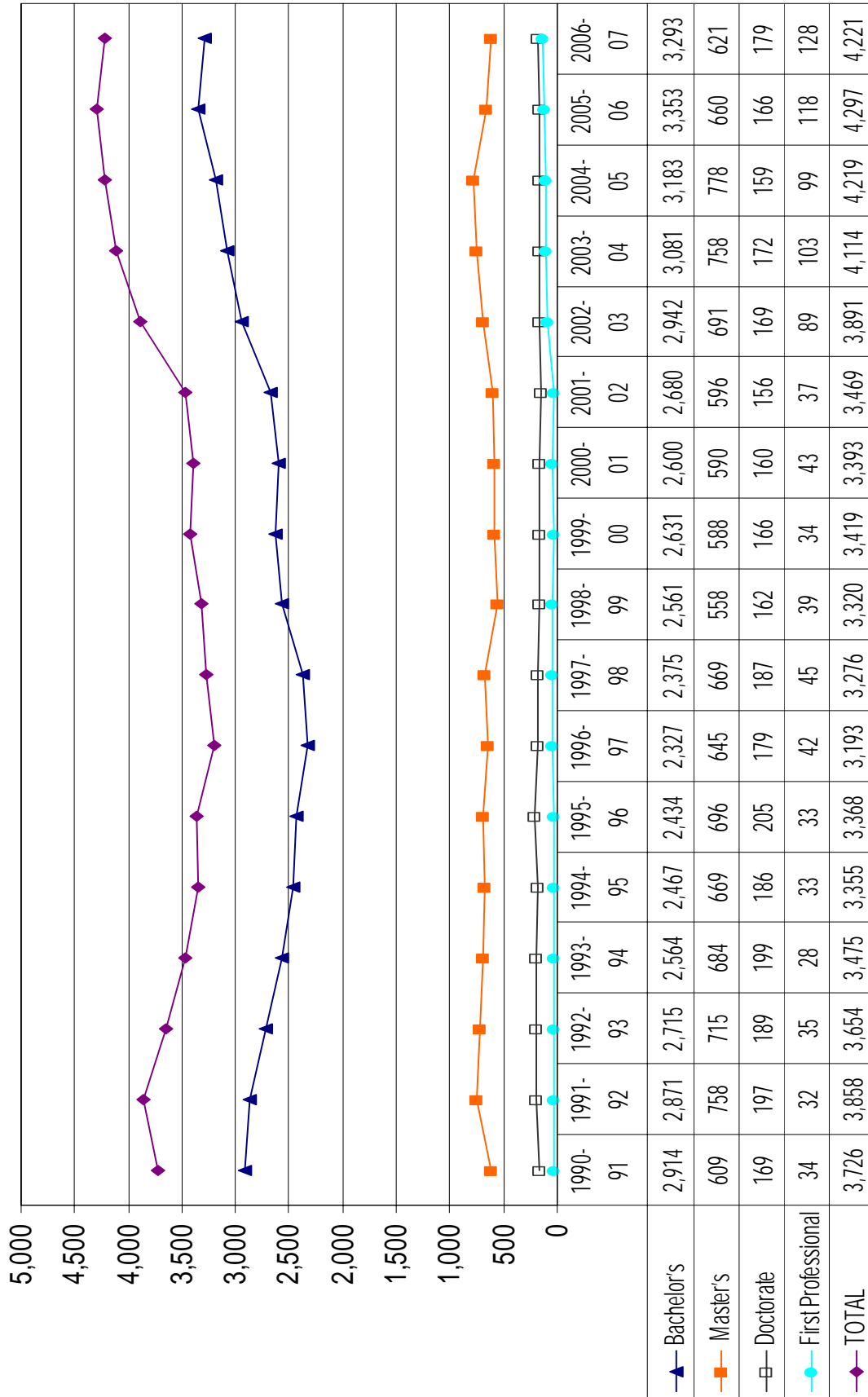
| | | |
|-----------------|------|------|
| M.A.I.S. | | |
| Men | 3.70 | 3.58 |
| Women | 3.79 | 3.72 |
| ALL | 3.76 | 3.69 |

| | | |
|---------------------------|------|------|
| First Professional | | |
| Men | 3.16 | 3.19 |
| Women | 3.24 | 3.21 |
| ALL | 3.22 | 3.20 |

| | | |
|------------------|------|------|
| Doctorate | | |
| Men | 3.74 | 3.73 |
| Women | 3.82 | 3.81 |
| ALL | 3.78 | 3.77 |

| | | |
|-------------------------|------|------|
| Graduating Class | | |
| Men | 3.24 | 3.22 |
| Women | 3.35 | 3.35 |
| ALL | 3.29 | 3.28 |

Degrees Conferred by Degree type: Academic Years 1990-01 to 2006-07



Note: The number of First Professional degrees awarded between 1990-91 and 1995-96 is for Doctor of Veterinary Medicine only. From 1996-97 to present, the First Professional degrees include both the DVM and Doctor of Pharmacy degrees.

Academic and Related Program Actions
New — Suspended — Terminated

| Degree/ Certificate/ Other Action | Programs | Approval Date | Initiated Date |
|---|--|------------------|------------------------|
| NEW PROGRAMS / ACADEMIC UNITS | | | |
| <u>Academic Degree Programs: New</u> | | | |
| B.S. | Accountancy Department of Accounting, Finance, and Information Management College of Business[CIP # 520301] | 3/12/07 | Spring 2007 |
| B.S. | Ecological Engineering Department of Biological and Ecological Engineering College of Engineering [CIP # 140301] | 6/8/07 | Fall 2007 |
| <u>Academic Degree Programs: Existing--Changed/Renamed</u> | | | |
| <i>Renamed</i> | B.S. in Outdoor Recreation Leadership and Tourism (ORLT) to B.S. in Tourism and Outdoor Leadership (TOL) Department of Forest Resources College of Forestry | 7/5/07 | Fall 2007 |
| <u>Other Academic Program Actions</u> | | | |
| <i>Merged</i> | Degree programs in Chemical Engineering, Biological Engineering, and Environmental Engineering to establish the School of Chemical, Biological, and Environmental Engineering College of Engineering | 5/22/07 | Fall 2007 |
| <i>Merged</i> | Degree programs in Civil Engineering and Construction Engineering Management to establish the School of Civil and Construction Engineering College of Engineering | 5/22/07 | Fall 2007 |
| <i>Merged</i> | Degree programs in Mechanical Engineering, Industrial Engineering, and Manufacturing Engineering to establish the School of Mechanical, Industrial, and Manufacturing Engineering College of Engineering | 5/22/07 | Fall 2007 |
| SUSPENDED PROGRAMS / ACADEMIC UNITS | | | |
| None | | | |
| TERMINATED PROGRAMS / ACADEMIC UNITS | | | |
| <i>Department</i> | Department of Chemical Engineering College of Engineering | 5/22/07 | Fall 2007 |
| <i>Department</i> | Department of Civil, Construction, and Environmental Engineering College of Engineering | 5/22/07 | Fall 2007 |
| <i>Department</i> | Department of Industrial and Manufacturing Engineering College of Engineering | 5/22/07 | Fall 2007 |
| <i>Department</i> | Department of Mechanical Engineering College of Engineering | 5/22/07 | Fall 2007 |

Highlights

- The number of degrees awarded during the 2006-07 academic year was 4,221. In all, OSU has awarded 191,489 degrees through 138 annual commencements.
- Compared to 2005-06, the total number of degrees awarded decreased by 1.8%. The number of Bachelor degrees decreased by 1.8%; First Professional degrees increased by 7.8%; Master's degrees decreased by 6.3%; and Doctoral degrees increased by 7.3%.
- 1 student received five degrees; 1 student received four degrees; 5 students received three degrees; and 154 students received two degrees.
- The College of Liberal Arts awarded the largest number of degrees (776) when compared to the other academic units.
- The average age for Bachelor, Master, M.A.I.S, First Professional, and Doctorate degree recipients was 24.9, 30.3, 31.0, 29.4, and 34.2, respectively.
- The College of Science had the largest percentage of U.S. minority graduates: 23.6%.
- The number of U.S. minority graduates was 529 or 13% of all graduates in 2006-07. Less U.S. minority women (249) than men (280) earned degrees in 2006-07 at OSU.
- 82.5% of the graduates were Oregon residents; 12.% of the graduates were from other U.S. states; and 5.5% of the graduates were international students.
- The grade point average (GPA) for students receiving Bachelor, Master, M.A.I.S, First Professional, and Doctorate degrees was 3.17, 3.74, 3.69, 3.20, and 3.77, respectively.

Top Five Majors by Degree Type:

Bachelor's

| | |
|---------------------------------------|-----|
| Business Administration | 479 |
| Human Development and Family Sciences | 194 |
| Liberal Studies | 169 |
| General Science | 149 |
| Biology | 117 |

Master's

| | |
|-------------------------------------|----|
| Business Administration | 38 |
| Counseling | 36 |
| Teaching: Elementary Education | 31 |
| Science Education | 31 |
| Electrical and Computer Engineering | 26 |

Doctorate and First Professional

| | |
|---------------------------------------|----|
| Pharmacy, Doctor of Pharmacy (4-year) | 78 |
| Veterinary Medicine - DVM | 50 |
| Electrical and Computer Engineering | 17 |
| Education | 9 |
| Oceanography | 8 |
| Agricultural and Resource Economics | 8 |
| Microbiology | 8 |
| Zoology | 8 |
| Chemistry | 8 |

138th Commencement



Photos Courtesy Of Jim Folts